



**Pave Tool**  
INNOVATORS



**OUR  
PASSION**


[www.PaveTool.com](http://www.PaveTool.com)

**YOUR SUCCESS**



# CONTENTS

Edge Restraint	4
Suction Equipment	8
Block Clamps	16
Slab/Paver Clamps	20
Hand Tools	24
Splitters	29
Adjusters/Mallets	30
Levels/Screeders/ Altimeters	32
Drainage	34
Venting Solutions	35
Tool Organizer/Kit	36
Truck Accessories	37
Easy Joint	38
iQ Power Tools	39
Weber Compaction	40
Laying Machines	42





*Our Promise: Providing contractors with safe, unique cutting-edge tools and systems for companies to preserve their health & increase profitability.*

# **EVOLUTION**

## **THROUGH EXPERIENCE**







## SOLVING INDUSTRY PROBLEMS

Easy-To-Use Permeable Solution

Stitching Technology - Dense Grade Solution

Attractive Landscape Edging

No New Learning Curve

Compact & Easy to Store

# 1 Edging • 3 Applications

## Dense Grade Base Solution

Install landscape spikes at 60° angle

## Permeable (Open Grade) Base Solution

Install Quick-E-Hybrid Stake



## Dense Grade • Landscape • Permeable

*"We switched over to installing all of our paver systems on open graded base material a couple of years ago. We had nothing but great success installing these systems with the exception of trying to figure out a good edge restraint. We tried everything... Concrete, rebar with snap edge and geogrid. Each one had its cons. We tried the new hybrid edging out last fall after seeing it at Hardscape North America and have used it on every job since and are still loving it! This is by far the best option for edge restraint on open graded systems."*


-Josh Jones, Mass Hardscapes, MA





**"Stitching Technology" to Prevent Uplift on a Dense Grade Application**



## QUICK-E-Hybrid Edging



	8' Lengths
	Made of Aluminum

- Use with the QUICK-E-Hybrid Stake (not included) for permeable applications
- Use a standard 10" flathead landscape spike installed on a 60° angle to prevent uplift in dense grade applications
- Great for edging landscape beds also!
- Easy to cut and form around curves
- Connectors included



### Size Options:




• Bundle	(25 pc. - 200 LF)	SKU: NT1050	\$415.95
• 1/2 Pallet	(325 pc. - 2,600 LF)	SKU: NT1050A	\$5,138.95
• Full Pallet	(650 pc. - 5,200 LF)	SKU: NT1050B	\$9,735.95

Available online or through your authorized dealer

## QUICK-E-Hybrid Stake

SKU: NT1051 | \$95.95



	10" Stake
	Made of Steel
	75 pc. in a box

### For Permeable, Open Grade, and Hybrid Base Applications

- NO more mixing messy concrete
- NO more Geo-grid
- NO more heavy curbing
- Designed to retain permeable pavers
- Hammer in QUICK-E-Hybrid Stake every other slot  
(Use the QUICK-E-Hammer for ease of installation. Sold separately)

### How many stakes do I need? 6 per 8' piece

- 25 pc. Bundle: 2 boxes
- 1/2 Pallet: 26 boxes
- Full Pallet: 52 Boxes



Simple Permeable Edging Solution



# COMBATING LABOR SHORTAGE





## Vacu-Mobile Allrounder

SKU: 51929

\$35,100

BASE PRICE W/OUT PAD



	Honda GX 390
	Manual on/off switch
	Picks non-porous material
	Picks porous material
	300 lb. lifting capacity
	Machine Dimensions: 99"L x 37"W x 99"H

### Motivate Your Employees!

Picks:

- Granite, Bluestone, Wet Cast & Natural Stone

Benefits:

- Versatile application
- Easy to use
- Less physical strain
- No compressor needed
- **Pad Not Included** - see below

## Vacu-Lift H

SKU: 51905

\$23,100

BASE PRICE W/OUT PAD



	Hydraulic Attachment for Loader
	Manual on/off switch
	Picks non-porous material
	Picks porous material
	300 lb. lifting capacity
	Machine Dimensions: 88"L x 52"W x 83"H

### No Compressor Needed!

Picks:

- Granite, Bluestone, Wet Cast & Natural Stone

Benefits:

- Versatile - Attaches to a backhoe or loader & uses hydraulics to run
- Easy to use
- Less physical strain
- **Pad Not Included** - see below

### Pad Sizes for Vacu-Mobile Allrounder & Vacu-Lift H:

VACU Pad Size 14.56" x 14.56"	SKU: 52243	\$619.95
VACU Pad Size 14" x 20"	SKU: 52294	\$637.95
VACU Pad Size 10" x 10" / 10" x 3.5"	SKU: 55102	\$829.95

## High Flow 1500P

SKU: 52218

\$11,885.95

BASE PRICE W/OUT PAD



	Honda GX 270
	Manual on/off switch
	Picks non-porous material
	Picks porous material
	3,300 lb. lifting capacity
	Machine Dimensions: 25"L x 28"W x 28"H

### No Compressor Needed!

Picks:

- Granite, Bluestone, Wet Cast & Natural Stone

Benefits:

- Versatile applicability
- Easy to use
- Less physical strain
- **Pad not included** - see below

### Pad Sizes:

(More pad sizes available online)

HF1500 Pad Size 20.5" x 12.5"	SKU: 52209	\$1,071.95
HF1500 Pad Size 32" x 24.5"	SKU: 52212	\$1,829.95

## High Flow 200 E

SKU: 53501

\$2,644.95

BASE PRICE W/OUT PAD



	Pick by hand or w. a machine
	Toggle on/off switch
	Picks non-porous material
	Picks porous material
	440 lb. lifting capacity
	Electric Motor 200v/300v

Picks:

- Granite, Bluestone, Wet Cast & Natural Stone

Benefits:

- Versatile applicability
- Easy handling
- Fast amortization
- Healthy working
- Motivated employees
- **Pad not included** - see below


### Pad Sizes & Accessories:

HF200 Pad Size 11.81" x 15.75"	SKU: 53511	\$389.95
HF200 Pad Size 11.81" x 23.62"	SKU: 53512	\$429.95
HF200 Pad Size 15.75" x 23.62"	SKU: 53544	\$499.95
HF200 Generator Frame	SKU: 54038	\$559.95
HF200 Generator EPSi2000	SKU: 53907	\$1,395.95



# Battery Operated Suction

es Machine Pkg. A1



Use with a machine



Manual on/off switch



Picks non-porous material

**SAVE 5%  
On all Packages!**

SKU: ES013

\$4,409.81  
BASE PRICE W/OUT PAD

**No Hose & Compressor Needed!**

Picks:

- Granite, Bluestone, Wet Cast & Natural Stone
- Up to 2,400 lbs.

Includes:

- ES Power Pack
- ES Housing Unit
- 2 Batteries & 1 hr. quick charger

**Note: Pads not included - see page #13 for options**

**Work Smarter:** Operate from your Cab with the Remote Option!  
es Machine Package A1R

SKU: ESA1R

\$6,119.81  
BASE PRICE W/OUT PAD

See page 13 to choose Pad Size



ES Machine Package A1  
ES Pad Size 16 x 18



ES Machine Package A1R  
ES Pad Size 16 x 18






# "The Quiet Option"

ES Manual Pkg. B1

SKU: ESB1

\$4,313.76  
BASE PRICE W/OUT PAD



-  Use by Hand
-  Manual on/off switch
-  Picks non-porous material

### No Compressor Needed!

Picks:

- Granite, Bluestone, Wet Cast & Natural Stone

Includes:

- ES Power Pack
- 2 Batteries & 1 hr. quick charger
- QUICK-E-Ergo Assist
- ES 25' Hose
- ES Toggle Switch

**Note: Pads not included - see page #13 for pad options**

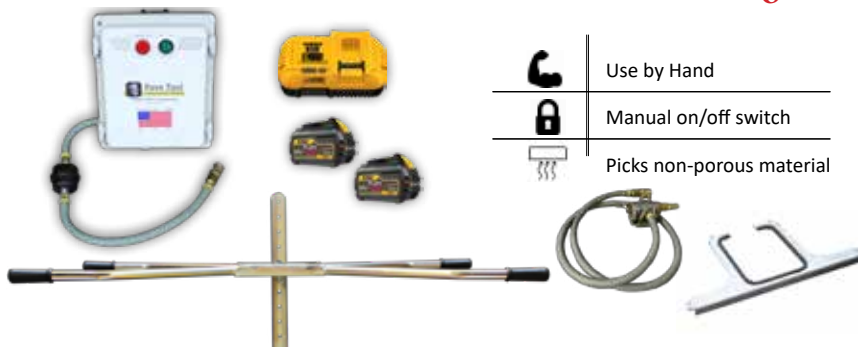





ES Manual Pkg. B1  
ES Pad Size 12 x 12

ES Manual Pkg. B2

SKU: ESB2

\$4,480.96  
BASE PRICE W/OUT PAD



-  Use by Hand
-  Manual on/off switch
-  Picks non-porous material

**SAVE 5%  
On all Packages!**

### No Hose & Compressor Needed!

Picks:

- Granite, Bluestone, Wet Cast & Natural Stone

Includes:

- ES Power Pack
- 2 Batteries & 1 hr. quick charger
- QUICK-E-Ergo XL
- ES Toggle Switch
- ES Power Pack Insert

**Note: Pads not included - see page #13 for pad options**



ES Manual Pkg. B2  
ES Pad Size 12 x 12



# Compressor Assisted Packages

Suction Equipment



ES Manual Pkg. C1  
ES Pad Size 12 x 12






ES Manual Pkg. C1

**SAVE 5%  
On all Packages!**

SKU: ESC1

\$701.91  
BASE PRICE W/OUT PAD



-  Use by Hand
-  Toggle on/off switch
-  Air compressor needed
-  Picks non-porous material
-  Picks most porous materials

**Picks:**

- Porous Slabs & Natural Stone

**Includes:**

- ES HV Venturi
- QUICK-E-Ergo Assist
- ES Toggle Switch
- ES 25' Hose

**Compressor required (not included)**

- Compressor Specs recommended: 8 CFMs & 90 PSI

**Note: Pads not included - see page 13 for pad options**








ES Package C2  
ES Pad Size 12 x 12

ES Manual Pkg. C2

SKU: ESC2

\$893.76  
BASE PRICE W/OUT PAD



-  Use by Hand
-  Toggle on/off switch
-  Air compressor needed
-  Picks non-porous material
-  Picks most porous materials

**Picks:**

- Porous Slabs, Granite, Wet Cast & Natural Stone

**Includes:**

- QUICK-E-Ergo XL
- ES Toggle Switch
- ES HV Venturi
- ES 25' Hose

**Compressor required (not included)**

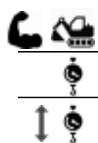
- Compressor Specs recommended: 8 CFMs & 90 PSI

**Note: Pads not included - see page 13 for pad options**



# Pad Sizes

ES Pad Size 12 x 12



Use w. handle or Housing Unit  
 470 lb. lifting capacity  
 155 lb. vertical lifting capacity

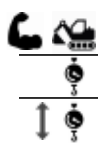
SKU: ES006 | \$647.95

Picks:

- 12" x 12" and larger
- Products picked must be within the proper weight rating

Replacement pads available (ES006RP \$17.95)

ES Pad Size 16 x 18



Use w. handle or Housing Unit  
 1,200 lb. lifting capacity  
 400 lb. vertical lifting capacity

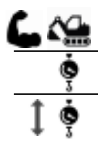
SKU: ES004 | \$665.95

Picks:

- 16" x 18" and larger
- Products picked must be within the proper weight rating

Replacement pads available (ES004RP \$33.95)

ES Pad Size 12 x 36



Use w. handle or Housing Unit  
 1,640 lb. lifting capacity  
 492 lb. vertical lifting capacity

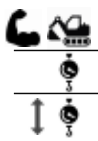
SKU: ES005 | \$715.95

Picks:

- 12" x 36" and larger slabs and step treads
- Products picked must be within the proper weight rating

Replacement pads available (ES005RP \$39.95)

ES Pad Size 18 x 36



Use w. handle or Housing Unit  
 2,400 lb. lifting capacity  
 720 lb. vertical lifting capacity

SKU: ES003 | \$735.95

Picks:

- 18" x 36" and larger, slabs and step treads
- Products picked must be within the proper weight rating

Replacement pads available (ES003RP \$42.95)





# T-Handle Options

**SAVE 5%**  
On all Packages!

## es T-Handle Battery Pkg. D1



	Use by Hand
	Toggle on/off switch
	175 lb. lifting capacity
	Picks non-porous material

### Quiet, No Compressor Needed!

Picks:

- Natural Stone & Wet Cast Slabs/Pavers

Includes:

- ES T-Handle w. 6x6 & 10x10 pads
- ES Power Pack
- 2 Batteries & 1 hr. quick charger
- ES 25' Hose



es T-Handle Battery Pkg. D1

SKU: ESD1 | \$4,363.21

## es T-Handle Natural Stone Pkg. D2



	Use by Hand
	Toggle on/off switch
	Air compressor needed
	175 lb. lifting capacity
	Picks non-porous material

Picks:

- Natural Stone & Wet Cast Slabs/Pavers

Includes:

- ES T-Handle w. 6x6 & 10x10 pads
- ES Natural Stone Venturi
- ES 25' Hose

Need a compressor! 3 CFMs @ 75 psi (recommended)



es T-Handle Natural Stone Pkg. D2

SKU: ESD2 | \$582.21

## esT-Handle Paver Pkg. D3



	Use by Hand
	Toggle on/off switch
	Air compressor needed
	175 lb. lifting capacity
	Picks non-porous material
	Picks most porous material

### Best choice for porous/dry cast slabs/pavers!

Picks:

- Natural stone, Wet Cast & Dry Cast Slabs/Pavers

Includes:

- ES T-Handle w. 6x6 & 10x10 pads
- ES HV Venturi
- ES 25' Hose

Need a compressor! 8 CFMs @ 90 PSI (recommended)



ES T-Handle Paver Pkg. D3

SKU: ESD3 | \$795.01



# Picking 3 Piece Systems?

ES 6 1/2 x 13 Pad



	Use with ES T-Handle
	150 lb. lifting capacity

SKU: ES016 | \$136.95

- Ideal when working with a 3 piece system
- Use with the ES T-Handle options only

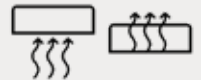
Replacement pads available (\$9.75)



ES T-Handle Paver Pkg. D3  
ES 6 1/2 x 13 Pad

## All-Inclusive Package porous, non-porous material - Mechanical & Manual -

**SAVE  
10%**



### ES All-Inclusive Package

ES Power Pack - Standard

SKU: ES012 | \$7,543.35



ES T Handle  
6"x6" Pad  
10"x10" Pad  
6 1/2"x13" Pad  
ES 25' Hose

ES HV Inline Venturi

	Use with Housing Unit & Pad
	Use with ES T-Handle
	Picks up to 2,400 lbs.
	Picks non-porous material
	Picks most porous material

Picks:

- Natural stone, Wet Cast & Dry Cast Slabs/Pavers

Benefits:

- Use with a machine or by hand
- Use a compressor to pick porous materials (compressor not included)

Compressor recommended: 8 CFMs & 90 PSI



ES Housing Unit



ES 12" x 12" Pad



ES 16" x 18" Pad



ES 12" x 36" Pad



ES 18" x 36" Pad





QUICK-E-BL 980  
QUICK-E-Boulder Grab Attachment

# SAVE TIME - TIME IS MONEY

Block Clamps



*"Can't say enough good things about the Pave Tool product line. Totally worth the price tag all day long for the production level associated with this particular product [BL 980]. It's extremely fast, efficient and our employees love using it. Would recommend to anyone looking to increase production and general safety."*

-Christopher Weger, Twin Landscaping Inc. MA



QUICK-E-BL 3000



	Adjusts 5" - 53.5"
	Use with a machine
	3,000 lb. lifting capacity
	200 lb. Clamp
	Self-Locking latch

SKU: NT031 | \$2,255.95

Picks:

- Granite
- Cement Blocks
- Step Treads

Replacement pads available (NT082s \$74.95)

BL 1300



	Adjusts 2" - 23"
	Use with a machine
	1,300 lb. lifting capacity
	73 lb. Clamp
	Automatic Latching

SKU: 52318 | \$1,295.95

Picks:

- Granite
- Cement Blocks
- Step Treads

Replacement pads available (NT082s \$74.95)

QUICK-E-BL 980



	Adjusts 0" - 38"
	Use with a machine
	980 lb. lifting capacity
	72 lb. Clamp
	Manual Latch

SKU: NT042 | \$930.95

Picks:

- Step treads front to back
- 2 retaining wall block

Replacement pads available (NT081a \$48.95)

BL 980 Accessories



QUICK-E-Boulder Grab Attachment



	Adjusts 0" - 38"
	18 1/4"
	Use with a machine
	980 lb. lifting capacity
	124.5 lb. Clamp w. attachment
	Manual Latch

SKU: NT042b | \$415.95

Picks:

- Irregular shape boulders

Benefits:

- Gently set boulders accurately
- Great for boulder walls & water features

(QUICK-E-BL 980 not included)

QUICK-E-I-Spacer



11" long

SKU: NT046 | \$125.95

A Must needed accessory when picking "I" shaped blocks


Picks:

- "I" shaped blocks (Allan Block & Vertica)

Benefits:

- Keeps blocks straight for picking

QUICK-E-Wedge



SKU: NT047 | \$65.95

A recommended accessory when picking tapered blocks

Picks:

- Tapered blocks

Benefits:

- Keeps blocks straight for picking



QUICK-E-BL 850



	Adjusts 0" - 16.5"
	Use with an excavator/forklift
	850 lb. lifting capacity
	55 lb. Clamp
	Self-latch & unlatch

SKU: NT083 | \$749.95

Picks:

- Step treads front to back
- Vertical stacked products

Benefits:

- Has a "fork pocket". Fork lift operator can pick block with no assistance

Replacement pads available (NT083a \$67.95)

Block Clamps

QUICK-E-BL 450



	Adjusts 31" - 51"
	Use with a machine
	450 lb. lifting capacity
	42 lb. Clamp
	Self-latch & unlatch

SKU: NT021 | \$625.95


Picks:

- 3' - 4' Step treads
- 2-4 retaining wall blocks

Replacement pads available (NT038a \$53.95)

BL 450 Accessories

QUICK-E-Multi Block Lift Attachment



	Use with a machine
	1,200 lb. lifting capacity

SKU: NT033 | \$529.95

Pick entire layers of SRW block

- Holds up to 4 clamps (sold separately)
- Fast way to install large retaining walls
- Saves your hands and back
- Use with the QUICK-E-BL 450 & 980

QUICK-E-Wedge



SKU: NT047 | \$65.95

A Must needed accessory when picking tapered blocks

Picks:

- Tapered blocks

Benefits:

- Keeps blocks straight for picking

QUICK-E-BL 850



QUICK-E-BL 450  
QUICK-E-Wedge










QUICK-E- BL 180

QUICK-E-BL 180



	Adjusts 7" - 18"
	Use with a machine/manually
	180 lb. lifting capacity
	9 lb. Clamp
	Self-Locking latch






SKU: NT022 | \$184.95

Benefits:

- Great Base Setter - Lay the block exactly where it needs to go the 1st time
- Set one block at a time to keep the Geo-grid in place

QUICK-E-BL 100



	3 Adjustment notches
	Use by Hand
	100 lb. lifting capacity
	4 lb. Clamp
	Self-latch & unlatch

SKU: NT071 | \$79.95

Picks:

- Techo Brandon Wall & Raffinato

Benefits:

- Less expensive option for picking up lighter retaining wall block manually



## TESTED AND TRIED

Slab/Paver Clamps



*"Takes the back braking work out of the job! Pop the pins set the height, walk up to the pallet of pavers slide it in and lift and of you go. Recommend two one for each arm for load balance while walking."*

*-Scott Sanicki*



QUICK-E-Lifters



	Adjusts 9" - 13.75"
	Use by Hand
	50 lb. lifting capacity
	7 lb. Each Lifter
	Manual Lock

SKU: NT0041 | \$289.95

Most ergonomic way to physically carry pavers from pallets to the installer

Picks:

- Pavers: 4x8, 6x6, 6x9, 8x12, 9x9, 10x10, etc.

Benefits:

- Saves your hands and back (one in each hand for balance)
- Reduces workers' comp claims

Hand Tong



	Adjusts 11.24" - 19"
	Use by hand
	66 lb. lifting capacity
	4 lb. Clamp
	Manual Latch

SKU: 54435 | \$42.95


Picks:

- Slabs: 12x12, 12x24
- Pavers: multiple pieces

Benefits:

- Can be adjusted easily
- Allows easy transport of multiple pavers or slabs

QUICK-E-Slab



	Adjusts 10" - 24.5"
	Use with a machine/by hand
	200 lb. lifting capacity
	11 lb. Clamp
	Manual Latch

SKU: NT1027 | \$230.95

Pick up multiple-sized slabs with a less than 2 sec. adj. time

Picks:

- Slabs: 12x12, 12x24, 24x36 etc.

Benefits:

- Use by hand, with the QUICK-E Ergo Assist, QUICK-E Ergo XL, or an excavator
- \*NEW\* pin to lock clamp into 1 size

Slab/Paver Clamps

It's been said, if you are in our industry for 10 years or more, 80% of you will have a back injury. Not one of us can afford workman's comp claims. It's not worth the risk. Use tools and systems to take the "hard" out of hardscaping.







**Tandem Slab Clamp**



	Adjusts 20" - 43"
	Use with a machine/by hand
	330 lb. lifting capacity
	24 lb. Clamp
	Manual Latch

SKU: 47098 | \$549.95

Pick up multiple-sized slabs with a simple quick pin adjustment

Picks:

- Slabs: 12x12, 12x24, 24x36 etc.

Benefits:

- Use by hand or an excavator

**QUICK-E-Large Slab**



	Adjusts 17" - 43"
	Use with a machine/by hand
	480 lb. lifting capacity
	38 lb. Clamp
	Auto Lock/Manual Unlock

SKU: NT041 | \$699.95

Picks

- Large Slabs: 18x36, 18x18, 18x24, 24x36, 36x36, 36x42, 42x42, etc.

Benefits:

- Nylon feet adjust to accommodate different slab heights
- Use with QUICK-E-Ergo Assist, QUICK-E-Ergo XL or an excavator - Requires Ergo Assist Adapter when using the Ergo Assist or Ergo XL (NT060 \$31.95)



**Paver Caddy**



	Adjusts 21" - 36"
	Use by hand
	990 lb. lifting capacity
	143 lb. Cart
	Mechanical hand lever

SKU: 54150 | \$1,795.95

Picks:

- Entire rows of pavers

Benefits:




- Move pavers from the pallet to the installation area quickly and effortlessly



## QUICK-E-Ergo Assist

SKU: NT043 | \$199.95



	Use by hand
	240 lb. lifting capacity
	15 lb. Handle





### Single Handle compatible with:

- QUICK-E-Slab & QUICK-E-BL 180
- QUICK-E-Large Slab (Requires the Ergo Assist Adapter not included)
- QUICK-E-BL 450 (Requires the Ergo Assist Adapter not included)
- ES Elite Suction System Pads (use with ES Toggle Switch)

## QUICK-E-Ergo XL

SKU: NT086 | \$355.95



	Adjusts
	Use by hand
	350 lb. lifting capacity
	27 lb. Handle

### Two Handle compatible with:

- QUICK-E-Slab & QUICK-E-BL 180
- QUICK-E-Large Slab, QUICK-E-BL 450, QUICK-E-BL 850, QUICK-E-BL 980 (Requires Ergo Assist Adapter not included)
- ES Elite Suction System Pads (use with ES Toggle Switch)

## QUICK-E-Ergo Assist Adapter

SKU: NT060 | \$31.95



### Use when attaching the Ergo Assist to:

- QUICK-E-Large Slab & QUICK-E-BL 450

### Use when attaching the Ergo XL to:

- QUICK-E-Large Slab, QUICK-E-BL 450, QUICK-E-BL 850, QUICK-E-BL 980

- QUICK-E-Ergo Assist
- QUICK-E-Slab



- QUICK-E-Ergo XL
- QUICK-E-Ergo Assist Adapter
- QUICK-E-Large Slab





# SETTING NEW STANDARDS

Hand Tools



## QUICK-E-Aqua Packer



 6' 6" pole

 Use by hand

SKU: NT032

\$89.95


### Decreases Settlement & Call Backs

- Infuse water into soils
- Water lubricates soil, filling tight void spaces
- Compact "hard-to-get" areas
- Attaches quickly to a garden hose (not included)
- Easy on/off valve to control water flow
- Benefits: bulk heads, new pools, newly dug trenches

## QUICK-E-Gauge



 Use by hand

 Adjusts for paver sizes:  
45mm - 95mm

SKU: NT001


\$119.95

### Set the height of your base and setting bed up against a fixed edge

- Reduces the need for skilled grading labor by using a tool and system
- Easily adjustable for laying 45-95mm pavers
- Top tab made for a magnetic torpedo level

## Maxi Gauge



 Use by hand

SKU: 53440

\$240.95

### Set the height of your base and setting bed up against a fixed edge

- Reduces the need for skilled grading labor by using a tool and system
- Adjusts up and down, & in and out.
- Will attach to a screed board (3.94" h x .71" w)

## QUICK-E-Grade Rake



 36" Wide

 Use by hand

SKU: QL036


\$66.95


### Don't lose the fines!

- Does not pull the large stones away from the fines in your gravel
- Made of light-weight, durable extruded aluminum alloy
- One serrated edge
- One smooth edge

## QUICK-E-Hammer



 Hammer drill needed

 Hammer drill not included

SKU: NT003

\$99.95

### If base is compacted to proper density, You NEED This Tool!

- Install spikes, stakes or re-bar into edging
- Alleviates tennis elbow, carpal tunnel, and fatigue
- Increase company moral
- Milled out of solid steel
- Hammer drill shank type: SDS Max - 6.9 joules of impact

## QUICK-E-Handle



 Extends to 42"

SKU: NT005R

\$75.95

### NEW and IMPROVED head for more stability




- Light-weight heavy duty telescopic handle
- Use w/Quick-E-Sand Plow, Quick-E-Screeder Package & Quick-E-Tracer





Joint Cleaner



-  Dimensions: 29 1/2" x 15" x 4"
-  Use by hand
-  55 lb. machine




SKU: 54050 | \$3,725.95

Ideal for rehabilitation!

- 10-jet joint cleaner
- Without water use
- Integrated splash protection on the device
- Controlled ejection of the material
- Evenly cleans joints
- Protects the substructure

QUICK-E-Laser Rod



-  Extends up to 140"
-  Use by hand
-  Laser & Receiver not included





SKU: NT034 | \$269.95

Simplify the Math on your Job Site

- Telescopic internal foot to allow contractors to set any given point on a job site to "0"
- Quick & Easy to adjust
- Inches & Centimeters
- Measurements are etched into the rod

Mini Joint Filler



-  42" working width
-  Use by hand
-  150 lb. machine
-  Honda GXV160 H2


SKU: 53578 | \$2,795.95

Use Dry or Wet!

- Ideal for sweeping in sand
- Attach a hose for sands using water to activate
- Self-propelling
- Low maintenance - automatic chain tension
- Folding handle - makes for easy storing/transport
- 8 broom inserts with 2 broom crosses

QUICK-E-Paver Pad



-  19" x 24" pad

SKU: PP101 | \$210.95




No more scratched pavers

- Our long lasting recipe of polyurethane
- Protect pavers from being scuffed by the steel plate compactor
- Mounting hardware included
- Fits most compactors!
- Pre-drilled holes are 14" apart on clamping bar.

"We used the Laser Rod yesterday for the first time. I have never had such an easy time marking my elevations for a hardscape project. We will use the Quick-E-Laser Rod on every project."  
 -Luke, Haymond Horticulture, NV

### QUICK-E-Paver Popper



-  Adjusts 6-24"
-  Use by hand
-  Manual lock

SKU: NT1026 | \$235.95  
 w/extra set of teeth SKU: NT040 | \$265.95

#### Extracts pavers & slabs



- Allows one hand to be free to tap surrounding pavers. Initiating the breaking of the interlock bond
- Includes 1 extra set of teeth

Tip: use boiling hot water around the paver to soften the polymers if the joints are polymeric sand.

Replacement teeth available (NT1028 \$42.<sup>95</sup>)

### Paver Puller



-  Adjusts 7.8" - 11.8"
-  Use by hand

SKU: 54432 | \$192.95



#### Extracting Pavers

- Due to the even pressure of the handle placement, the pull force is applied equally.
- When pulling the pavers out, it is almost impossible to pinch your fingers!

Replacement blades available (47121 \$32.<sup>95</sup>)

### QUICK-E-Paver Square



-  True 3' x 4' x 5' square
-  Use by hand



SKU: NT1052 | \$82.95

#### Lay out made Easy!

- Aircraft Aluminum construction
- Collapsing triangle for easy storage
- Easy to use, for quick & accurate work
- Accurate to within 1/32"

### Maxi Square



-  6' x 6' x 8.5'
-  Use by hand

SKU: 47007 | \$219.95

#### Large Foldable Square

- Great for patios
- Large - guarantees accurate work
- Foldable - easy to store
- For applying and checking 90° & 45° angles

### QUICK-E-Red Lead Pencils




12 pk. SKU: NT009 | \$14.95  
 24 pk. SKU: NT010 | \$25.95

#### Write on Wet Surfaces!

- Medium hard lead, easy to see
- Great for marking
- Use with the Quick-E-Scribes and Quick-E-Tracer



QUICK-E-Sand Plow



Accommodates paver heights 0" - 6"

Use with the QUICK-E-Handle

w/ Handle	SKU: NT012	\$255.90
w/out Handle	SKU: NT011	\$199.95

Helps prevent edge restraint failure

- Plow the sand away from the paver edge so edging can be installed on the level base.
- Do this standing up!

QUICK-E-Scribes



PROVA

Angle Scribe

SKU: NT008	\$127.95
------------	----------

Transcribe a straight or irregular line onto a paver, SRW block or stone

- Holds multiple sized markers/pencils
- Degrees etched in for making miter cuts (90°, 45°, 22.5°)
- Scribe in boarders & boulders into walls or steps
- Mark caps where gapping occurs
- Mark a radius



QUICK-E-Tracer



Opens 3' - 8' 6"

Use with the QUICK-E-Handle

SKU: 54708	\$139.95
------------	----------

Scribing Angles Easily

- Stable design
- Fast and accurate working
- Easy operation

w/ Handle	SKU: NT085	\$335.95
w/out Handle	SKU: NT007	\$279.95

Layout your sidewalk curves once

- Transcribe one side of a straight or serpentine (curved) walk to the other, effortlessly
- Marks radius' effortlessly
- Need the QUICK-E-Handle to operate standing up

QUICK-E-Track Cleaner



SKU: NT030 | \$62.95

Who does not like to clean machine tracks?

- Get into all the "hard to get places" to clean the undercarriage & buckets on your machines
- Open ended shovel with a tight pointed end
- Great for getting caked on mud off machines

QUICK-E-Tumbler



- ☞ Use by hand
- ⊘ Drill not included

SKU: NT023 | \$259.95

Age, antique, or tumble split products

- Quickly match a split edge to the tumbled product being used
- Same technology is being used in most paver & wall manufacturing plants
- Attach to a 1/2" drill

\*\*Drill not included

QUICK-E-Wall Screed



15' long

SKU: NT002 | \$129.95

Fastest way to install wall base with minimal effort

- Set the screed rails with laser rod, strike off #8's, lay the block on a perfect setting bed
- Eliminates carpal tunnel & tennis elbow that could be attributed to old install procedures
- Set 15 linear ft. of wall base at a time

# Splitters

Now! Paver Splitter 12"



- ☺ Cutting height: 4.75"
- ☺ Cutting width: 13"
- ⚖ 52 lb. splitter

SKU: 54391 | \$799.95

- 1 Spindle height adjustment - for comfort
- 2 hardened knives with 4 cutting edges
- Splitter table is tiltable

Now! Slab Splitter 17"



- ☺ Cutting height: 4.72"
- ☺ Cutting width: 16.92"
- ⚖ 108 lb. splitter

SKU: 54145 | \$825.95

- Slab Splitter - Comes with a spring-mounted splitter table
- 2 Shaft height adjustments
- 2 Hardened blades with 4 cut edges

Splitters








Mallet Head Options	
	soft, non marring
	medium hard rubber
	medium hard non-marring
	hard plastic
	medium hard super plastic
	hard nylon

Adjusters

QUICK-E Dual Adjuster

SKU: NT087 | \$174.95



	34.5" Adjuster
	Use by hand
	7.5 lb. Adjuster

2 Tools in 1




- Rubber padded hammer on one side
- Hardened tooth on the opposite side
- Ultimate tool for straightening bond lines

Replacement rubber (NT087a \$19.95) & teeth (NT1028 \$39.95) available.

Joint Adjuster

SKU: 54433 | \$140.95



	40" Adjuster
	Use by hand
	5 lb. Adjuster

Heavy duty bond line adjuster




- Hardened tooth for straightening bond lines
- Can move large amounts of pavers easily standing up

Replacement blade available (47144 \$24.95)

Hammer Adjuster

SKU: 47136 | \$92.95



	31.5" Adjuster
	Use by hand
	7 lb. Adjuster

- Rubber padded hammer on both sides
- Because of the square rubber, mallet can be placed upright. No more bending over.


Replacement heads available (NT087a \$19.95)

Mallets

Soft Touch Mallet

SKU: NT045 | \$88.95



	4 lb. Rawhide Mallet
---	----------------------




Perfect for Natural Stone

- Soft rawhide heads to prevent chipping or marking up high end materials
- 4 lb. Rawhide mallet
- Hickory handle

Replacement rawhide heads available (\$36.95/set)

### Sim60 Mallet



	3.5 lb. Mallet
	hard plastic
	medium hard rubber

SKU: 3026.060 | \$72.95




Paver guys love them!

- Cast iron housing w. hickory handle
- One black, composite rubber head (medium hard)
- One red, plastic head (hard)

Replacement handle (\$7.95) & heads available (\$14.95 - 21.95)

### Sim80 Mallet



	6.5 lb. Mallet
	hard nylon
	medium hard rubber

SKU: 3028.080 | \$145.95




Wall guys love them!

- Cast iron housing & Hickory handle
- One black, composite rubber head (medium hard)
- One white, super plastic head (medium hard)

Replacement handle (\$14.95) & heads available (\$23.95 - 48.95)

### Sim81 Mallet



	7.5 lb. Mallet
	medium hard super plastic
	medium hard rubber

SKU: 3027.081 | \$169.95



Perfect for straightening walls

- Cast iron housing with hickory handle
- One black, composite rubber head (medium hard)
- One white, super plastic head (medium hard)

Replacement handle (\$30.95) & heads available (\$23.95 - 48.95)

### Craft60 Mallet



	4 lb. dead blow
	hard nylon

SKU: 3366.060 | \$115.95


- No Bounce - True Dead blow
- Cast iron housing
- Hickory handle
- Two white, nylon heads (hard)

Replacement Heads available (\$16.95)

## Hammers

### 3lb. Sledge




	3 lb. drilling hammer
---	-----------------------

SKU: 032800-1500 | \$41.95

- High quality forged steel - C45
- 3 Component handle - coated fiberglass core w. soft ergonomic grip

### Chipping Hammer




	1 lb. hammer
---	--------------

SKU: 087500 | \$41.95

- High quality forged steel - C45
- 2 Component Rubber sized grip
- Double walled tube steel
- Inner steel tube

### Stone Hammer




	2 lb. hammer
---	--------------

SKU: 01202-1000 | \$47.95

- Hickory Hardwood Handle
- High quality forged steel - C45
- SecuTec Safety Screw

### Problem Solver



	1.75 lb. Hammer-Chisel
---	------------------------

SKU: 030490-800 | \$36.95

- High quality forged steel - C45
- Ergonomic 2 Piece Rubber Grip
- Unique Stone / Concrete Chisel Design
- Smooth face
- Use to make scalloped edges

Prices are subject to change without notice. Confirm latest pricing on website.



## Level's

### QUICK-E-6' Level



72" Long

Use by hand

w/ Hand Holds SKU: QS006h | \$211.95  
w/out Hand Holds SKU: QS006 | \$146.95

#### Not a Throw Away!

- Can be manually re-calibrated
- Light-weight, durable extruded aluminum alloy
- Welded end caps
- Will hold a true edge indefinitely
- 10' & 12' available by special request

Replacement bubble available (SILVK \$19.54)

### QUICK-E-8' Level



96" Long

Use by hand

w/ Hand Holds SKU: QS008 | \$227.95  
w/out Hand Holds SKU: QS008A | \$162.95

#### Not a Throw Away!

- Can be manually re-calibrated
- Light-weight, durable extruded aluminum alloy
- Welded end caps
- Will hold a true edge indefinitely

Replacement bubble available (SILVK \$19.54)

## Screeder's

### QUICK-E-Screeder Package



3', 4 ½' & 6' Blades

Use by hand

2 Wing nuts to easily switch between blades

SKU: NT039 | \$335.95

#### Screed standing up

- Efficient way to screed sand or #8 setting bed
- Bent in such a way to initiate down pressure and strength
- Has a rolled back edge to easily fill screed rail voids
- Comes with QUICK-E-Handle & 3 Blades (3', 4 ½', & 6')

Set of 3 replacement blades available (NT006 \$250.02)

### Mini Screed



Up to 17'

Use by hand

NOTE: Additional Screed rails available

SKU: 47100 | \$3,763.95

- Use w. included screed rails or existing curbing.
  - Included rails: (6) 9.84' (2) 3.28'
- Continuous height adjustment on both sides
- Large capacity due to bucket shape
- Bucket shape and pull points chosen so device does not rise when screeding.
- Easy & quick replacement & mounting of different screed blades
- Hardened and sharpened spring steel blade
- Space-saving transport & storage through a modular system

### Maxi Screed 4M



Up to 13'

Use with a machine

NOTE: Additional Screed rails available

See Website for details on the Maxi Screed 6M

SKU: 50750 | \$7,259.95  
Maxi Screed 6M SKU: 48700 | \$12,267.95

- Use w. included screed rails or existing curbing.
    - Included rails: (12) 13.12' (4) 6.5' (4) 3.28'
  - Continuous height adjustment on both sides
  - Large capacity due to bucket shape
  - Bucket shape and pull points chosen so device does not rise when screeding.
  - Easy & quick replacement & mounting of different screed blades
  - Hardened and sharpened spring steel blade
  - Space-saving transport & storage through a modular system
- \*Additional screed blades available for screeding up to 24.6'

**PlanMatic - Standard**



Starting at:  
SKU: 50750 | \$41,600

- A perfect, fully-automatic grader which can adapt to all conventional inclines.
- For backhoes, skid steers, telescopic loaders and tractors (three-point front mounting)
  - Faster installation speed
  - Low staff costs (1 person)
  - Less rework
  - Compact design - great for all construction sites. Even in small areas.
  - Easy to use - short training period
  - Install all base courses including gravel and sands
  - No need to keep re-setting screed rails
  - No expensive maintenance costs
  - Low transportation costs
  - All system components (laser / bank / ultrasound) can be combined
  - Side flaps hydraulically adjustable
  - Quick mount and dismount (2 min.)
  - Ultrasonic scanner automatically controls the opening and closing of the hydraulic side flaps.
  - Hydraulic Folding Bucket (optional): transport excess material

NOTE: Laser & Mounting Plate sold separately

	Adjusts: 4.59' - 6.56'
	Use with a machine

NOTE: Additional widening sets available

- .79" x 5.91"
- .79" x 11.81"

**Altimeters**

**Smart Level**



SKU: NT088 | \$695

	100' Cord
	23" - 67" Monopod
	Carrying Case

- Water Level
- Connects to Blue Tooth and apps
- Stable from 0 - 100°
- Fast to set up & easy to read
- Works around obstructions

**Zip Level Pro 2000**



SKU: NT078 | \$899

	100' Cord
	Protective rubber boot for the measurement module
	Unipod - measure w.out bending & 4' vertical calibration stand
	Stakes to secure base unit on a hillside

NO MORE rods, tripods, sensors, line-of-sight, error with distance, factory calibration or tedious computations.

- Great for estimating jobs
- Measure over any distance/elevation on earth, from paper thickness to the height of a mountain w.out error-inducing tabulation and math.
- Fast, powerful, proven, rugged, reliable & made in U.S.A.
- One year factory warranty
- Call for Free Shipping!

**Zip Level Pro 2000b**



SKU: NT079 | \$699

	75' Cord
	No Accessories included (available for purchase)

NO MORE rods, tripods, sensors, line-of-sight, error with distance, factory calibration or tedious computations.

- Great for estimating jobs
- Measure over any distance/elevation on earth, from paper thickness to the height of a mountain w.out error-inducing tabulation and math.
- Fast, powerful, proven, rugged, reliable & made in U.S.A.
- One year factory warranty
- Call for Free Shipping!

Levels / Screeders / Altimeters



# Show Quality in the Finishing Details

## QUICK-E-Adjustable Patio Drain



3" Travel Adjustment  
Adjust w. drill or socket wrench

SKU: NT1041 | \$134.95

Save money and time on call backs!

- Fine tune the drain quickly & easily after pavers are laid
- Adjust up or down as needed if the pavers settle around the drain over time
- Attractive - made of stainless steel
- Can remove top to compact
- 8" Square
- Connects to 3 1/2" pipe

## QUICK-E-Retaining Wall Spillway



8" Spillway

SKU: NT1040 | \$64.95

Help eliminate wall settling!

- 6" x 6" drain
- Water runs off the spillway past the toe (base) of the wall
- Slides in for easy installation
- Attractive Design

"Recently we decided to try *Pave Tools* new Quick-E-Adjustable Drain. We had saw the product back at HNA 2018 and we're interested in trying it. As you might expect from *Pave Tool* already the quality (as we have other *Pave Tool* equipment) was excellent and the idea was brilliant. However we waited until now to finally try it. A bit skeptical at first about the price compared to older options like NDS drain basin and or stubbing pipes with caps, we waited to try it a bit apprehensive in cost and if it was worth it. With that being said we should have use this all along. Not only is the adjustable and function of this bad boy better then anything on the market, making life easier for the guys and myself. The finish is outstanding, I think when we finally cut in that drain and adjusted it. It made those unsightly drains of the past look like complete garbage. I have often said that its the final touches and details that bring a good project to a GREAT project! This drain is no exception. I think what sealed the deal that I will be using more in the future was my customers comments.

As I was doing the final walk through with the customer he said to me, man that drain you used it look outstanding. He also said his neighbor had a patio done and they left plastic caps and drain boxes all unlevel. He said it didn't look near as finished and complete. He loved the project and everything about it, but of all the things to comment on he made sure to mention the drain as well. Just really made me glad that I decided to try this drain, I too was impressed with its function and final appearance..."

-Jordan Daneker, Currituck Lawn Care

## QUICK-E-Adjustable Patio Drain



Rotate for Perfect Placement


3" Adjustment



QUICK-E-Classic Vent 9.75 x 2.9



QUICK-E-Gas Shut Off Insert



### QUICK-E-Classic Vents



Beautiful accent for any fire pit or grill surround

• Size Options:

- 9.75" x 2.9" (11 sq. inches of air flow) SKU: NT1030 | \$56.95
- 11" x 3.5" (14.6 sq. inches of air flow) SKU: NT1029 | \$65.95
- 7.9" x 3.9" (11.22 sq. inches of air flow) SKU: NT1031 | \$57.95

### QUICK-E-Fire Vents




Beautiful accent for any fire pit or grill surround

• Size Options:

- 9.75" x 2.9" (7 sq. inches of air flow) SKU: NT036 | \$44.95
- 11" x 3.5" (11 sq. inches of air flow) SKU: NT037 | \$48.95
- 7.9" x 3.9" (11 sq. inches of air flow) SKU: NT044 | \$50.95

### QUICK-E-Gas Shut Off Insert



SKU: NT1024 | \$37.95

Install the Gas Shut off Valve with Ease!

- No need to drill or cut a radius in order to install the key valve into a gas fire pit surrounding.
- Works with a Dante valve (not included)
- Size: 9.75" x 2.9"

**(Gas shut off not included)**

"This product [Fire Vent] is like all the other products that I have bought from Pave Tool, very high quality. They will really dress up your grill station or fire pit while meeting the venting requirements. Thanks Pave Tool my clients are very pleased."

-Jeremy Flynn, Nails Creek

Prices are subject to change without notice. Confirm latest pricing on website.



# Stop Running to the Truck for Tools - Save Labor Cost!



## TIME IS \$\$\$

How much MONEY is this Tool Organizer Saving you?

ONE MAN

4 TRIPS to the TRUCK per day

5 min. per TRIP

20 min. per DAY

20 min. x \$60/hr.

\$20/DAY

\$100/WEEK

\$400/MONTH

**\$3,200/YEAR**

(based on 8 months)

**NOTE:** This does not include the expense of losing or forgetting tools, or cell phone misuse.

## QUICK-E-Tool Organizer



	35½" x 25" x 18½"
	Transport w. Hand truck
	Lockable Tool Box

SKU: A00011 | \$1,199.95

### Holds up to 36 Tools!

- 7 drawers
- 6 side compartments
- Foam included (personalize your tool cut outs)
- Made of galvanized steel
- Transport easily with a hand truck (not included)

**Note: Tools not included - picture as shown includes 52 tools**

## QUICK-E-Box Kit



	56" x 15" x 9"
	Carry by hand
	Lock not included
	95 lb. box w. tools

SKU: NT900 | \$1,869.55

- Keep tools organized
- Price reflects 10% savings on all tools included

Includes:

1 Quick-E-Gauge, 1 Quick-E-Hammer,  
2 Quick-E-Lifters, 1 Quick-E-Sand Plow,  
1 Quick-E-Screeder Package, 1 Quick-E-Scribes,  
1 Quick-E-Tracer, 1 Quick-E-Wall Screenshot,  
1 Quick-E-Box, 1 Quick-E-Handle

(Quick-E-Screeder Package does not fit in box)




**SAVE  
10%**

"I've seen Pave Tool at many trade shows and always was interested in purchasing. About two years ago I finally purchased the box kit. This was one of the best investments I made. Not only do the tools save time and labor, they are very user friendly. You can tell they are invented by guys who actually work in the field. Thank you Pave Tool!"

-Rob Ugucioni, Destination Landscaping, PA

## QUICK-E-Plow Mount Organizer

SKU: NT910 | \$2,100.95

	31"w x 82"l x 20"d
	Mounts to Fisher Plow Mount
	650 lb. weight capacity



- Built-in adjustable stands can be used for mounting and storing
- Built-in Ramp
- Less than 4' off the front bumper
- Eliminate the use of high maintenance trailers
- Other plow mount styles available by special order

\*\*Fisher plow vehicle mount not included



**It's like having a Plow  
on your truck!**

## Load with Ease & Stay Organized Truck Accessories

### QUICK-E-Mounted Tool Rack

Rack Only SKU: NT054 | \$995.95  
Rack & Tools SKU: NT055 | \$3,922.11



	25"w x 84"l x 22"h
	Easy Mounting to headboard

- Everything stays secure when the dump body is up
- Will fit most trucks
- Can be mounted in a job trailer
- Eliminate the use of high maintenance job trailer

\*Buy stocked w/ tools & save 10%!



Truck Accessories



# DON'T LET RAIN STOP YOU

EasyJoint

Bucket:	\$41.95 EA.
Pallet:	\$3,196.00




- Very quick, effective and aesthetically pleasing way to fill joints between paving, be it natural stone or concrete flags.
- Suitable for all types of paving material provided there is a gap of at least 3mm wide and 25mm deep (narrow joint compound).
- Easy to use – simply soak the paving with water before commencing and then simultaneously sweep and wash the jointing compound into the joints, letting the water take the strain.
- Purchase by the pallet or bucket (mixed pallets available - call for pricing)



**Basalt**  
SKU: AZPEJFBAS



**Buff**  
SKU: AZPEJFBUF



**Jet Black**  
SKU: AZPEJFBLK



**Mushroom**  
SKU: AZPEJFMUS



**Stone Grey**  
SKU: AZPEJFSGR

Easy Joint



## iQ MS362

SKU: iQMS362 | \$2,899



## iQ 426HEPA

SKU: iQ426HEPA CSA | \$1,899



- Cut brick, pavers, stone and veneer
- 16.5" blade allows for a 5.5" depth and a full 24" length of cut
- Cuts up to 40% faster than any other masonry saw in its class
- Operates on standard 120v & 20amps.
- Integrated dust collection captures up to 99.5% of hazardous silica dust
- Meets the 2017 OSHA silica standard
- Use w. a 12-2 wire: 25ft. or 10-2 wire: 50ft.

\*\*Replacement blades & filters available



- 190 CFM of MAX POWER
- OSHA Compliant for 7" Grinders
- 50 lbs. / 10 gal. Capacity
- iQ Smart Power Management
- 7 Cyclones
- HEPA & Durabond Filtration
- QuickSpin Filter Cleaning
- Heavy Duty Cart + Accessory Rack
- 14 ft Anti Static Locking Hose
- Optional Bags for Easy Disposal

\*\*Replacement dust collection bags & vacuum & HEPA filter kits available

### iQ MS362 Additional Blade Options:

#### Combo Blade

SKU: MASQX16-125-QD-KP | \$249



Concrete, Brick, Block & Pavers

#### Hard Brick Blade

SKU: MASQX16-125-QD-HM1 | \$299



Hard Brick & Pavers

#### Hard Concrete Blade

SKU: MASQX16-125-QD-HM2 | \$299



Hard Concrete & Pavers

#### Super Hard Material Blade

SKU: MASQX16-125-QD-HM3 | \$329



Extra hard Concrete, Stone, Granite, Brick & Pavers

## iQ 360xr

SKU: iQ360XR | \$1,950



- No water - 100% dry cutting
- Collect up to 99.5% of the dust
- Cut right where you work, even indoors
- Eliminate dust cleanup and problems
- Stop breathing hazardous silica dust

\*\*Replacement blades & filters available

### iQ 360xr Additional Accessories:

#### iQ Smart Cart

SKU: iQ3-SC | \$350



Heavy duty cart for quick & easy mobility

#### iQ Rolling Table

SKU: iQx-RT | \$125



Heavy duty rolling guide table for smooth precision cutting



Additional blades & accessories available online. (Combination blade included with the purchase of a saw)







# IT'S ALL ABOUT THE BASE



VPR 450







	16.5" Base Plate
	Honda GX 160 four-stroke
	1,798 lb. Centrifugal force
	238 lb. Machine

SKU: 105002

VPR 700



	26" Base Plate
	Honda GX 160 four-stroke
	3,147 lb. Centrifugal force
	386 lb. Machine

SKU: 105001

No more Dust!




- Ideal for compacting large slabs.
- Reduce the odds of breaking/cracking large pavers/slabs
- 2 men can move if necessary

A roller specifically designed to compact or embed large-sized or surface-coated slabs for hardscape and landscape jobs.

- Prevents shifting, cracking and chipping

SRV 620







	11" Base Plate
	Honda GXR 120 four-stroke
	146 lb. Machine

SKU: 170125

CF-3 Pro



	20" Base Plate
	Honda GX 160 four-stroke
	4,496 lb. Centrifugal force
	218 lb. Machine

SKU: 100313

Best in the industry! With a lower center of gravity, this machine demonstrates superior handling and better climbing ability.

- Multi-stage air filtration system
- Variable 3-speed control lever

With premium operating comfort this machine has all you need for quick and efficient compaction and can be turned off on the guide-bar.

- One-piece cast eccentric housing & base plate
- Anti-Vibration Fold Down Handle



CR-3



	30" x 20" Base Plate
	Honda GX 160 four-stroke or HATZ 1B20 diesel (manual/electric start)
	7,868 lb. Centrifugal force
	448 / 494 lb. Machine

SKU: 116124 / 116128

- Meets ICPI Specs
- One-piece cast iron eccentric housing & base plate
- Anti-vibration handle to ensure maximum operator comfort.
- Available in various working widths & w. three engine options.

CR-6

**Honda Motor w. CCD  
Coming 2020!**



	39" x 24" Base Plate
	HATZ 1B20 diesel
	12,364 lb. Centrifugal force
	913 lb. Machine
	COMPATROL 2.0® compaction meter optional

SKU: 116531/116534

Ideal for hardscapes or narrow trenches.

- Electric Start
- Anti-vibration Handle to ensure maximum operator comfort.
- Smallest machine available w/ compatrol option

CR-7



	38" x 26" Base Plate
	HATZ 1B20 diesel electric start or Honda GX390
	14,613 lb. Centrifugal force
	948 / 1,052 lb. Machine
	COMPATROL 2.0® compaction meter optional

SKU: 116630/116632/116637

Superior impact power with a flexible working width and variable speed.

- Electric Start (diesel model only)
- Anti-vibration Handle to ensure maximum operator comfort.
- Hinged lifting eye for machine transport

CR-8



	40" x 28" Base Plate
	HATZ 1B20 diesel
	16,861 lb. Centrifugal force
	1,325 / 1,334 lb. Machine
	COMPATROL 2.0® compaction meter optional

SKU: 116730 / 116732

- Electric starter (diesel model only)
- Anti-vibration handle to ensure maximum operator comfort.
- Hinged lifting eye for machine transport



Weber Compaction

**\*See Website for the complete listing of Weber Products  
Call for Pricing  
Financing Available**



# Taking Efficiency to the "Next Level"

S-19

Starting Price  
\$66,600

SKU: 54877B



### The World's most Modern Laying Machine

- Simple operation & open design
- Since low effort can be used to achieve a high quality work, it results in high productivity.
- Work comfortably with the laying machine for 8 hours a day
- Stable & flexible even with high center of gravity displacement
- Tremendously effective for entrepreneurs
- Has the potential to lay a layer of pavers in 20 seconds or less
- Install of more than 10,750 sq. ft. per day

### S-19 Options:

*Achieve High Quality Work with Comfort for an 8 Hour/ more Workday!*

#### Standard Package

SKU: 53855S

\$2,900

- Driver operated hydraulic rotating head rotates 360° endlessly
- LED Light Pkg.
- Warning light
- Phone holder

#### Exclusive Package

SKU: 53855E

\$9,950

- Cabin
- Heater for cabin
- Automatic function for clamp operation
- Extendable Lifting boom
- Driver operated hydraulic rotating head rotates 360° endlessly
- LED Light Pkg.
- Warning light
- Radio w. MP3 & phone holder

#### Comfort Package

SKU: 53855C

\$2,500

- Comfort Seat (air suspension, long backrest, heating)
- Radio w. bluetooth hands-free
- Heatable outside mirror

#### Multi6E Package

SKU: 54878

\$3,650

- Clamp "Multi6" Automated adjustment of the clamping arms
- Driver operated hydraulic rotating head rotates 360° endlessly
- Hydraulic Tap Down Device





**T-22**

Starting Price  
SKU: 54061 | \$48,200

**Ideal Introduction to Mechanical Laying!**

- Designed as a working machine and convinces with an excellent price-performance ratio.
- The machine focuses on the essentials.
- Rugged, easy to maintain and user-friendly interface for the occasional users.
- In contrast to other laying machines, a joystick is used instead of a foot pedal. The ease of use for the beginner or advanced operator.
- The boom has a V-shape which allows a clear view for the driver to work precisely.
- A machine that focuses on the essentials with an excellent price-performance ratio.



**T-22 Additional Options:**

**Comfort Package**

SKU: 54065 | \$6,300

- Comfortable Seat (air suspension, high backrest, heated)
- Bluetooth hands-free w. Radio
- Heated outside mirror

**Multi6 (3K)**

Starting Price  
SKU: 47759/3K | \$18,000

**Cost-Effective and Expandable Entry Point**

- Mounts to all common construction machines (excavator, loader, etc.)
- Easy to handle even for inexperienced operators.
- Available for single and dual hydraulic circuit devices. Standard with docking aid. This prevents tilting of the stones when depositing.
- Hydraulic endless rotary gear optional
- Due to the intelligent 6-arm gripping technology only 60 bar hydraulic pressure required. Grips the pavers gently.





# PROUD PARTNER



**Pave Tool**  
INNOVATORS

SHOWROOM  
190 Tunnel Rd.  
Vernon, CT 06066

HOURS  
Monday - Friday  
9am - 5pm

p: 860.870.8665  
f: 860.871.6308

[info@pavetool.com](mailto:info@pavetool.com)

FOLLOW US

