

Recommendations

Botanical Name	Common Name	Zone	Page	Full Sun	Part Shade	Shade	Evergreen	Perennial	Erosion Control	Poor Soil	Drought Tolerant	Climber	Native	Salt Tolerant	Moisture Tolerant	Long Bloom Time	Short Bloom Time
Achillea millefolium	Yarrow	3-8/9	3	•		•	•		•	•			•	•			
Acorus gramineus	Sweet Flag	5-10	3	•	•	•		•						•			
Ajuga	Carpet Bugleweed	3-9	4	•	•	•	•						RS	•		•	
Astilbe	False Spirea	varies	5	•	•	•	•							•		•	
Campsis radicans	Trumpet Creeper	4-9	6	•	•				•	•	•	•				•	
Carex	Sedge	varies	6	flacca	•	•	•					Some		•			
Ceratostigma	Dwarf Plumbago	5-9	7	•	•		•								•		
Chrysanthemum	Pink Daisy Mum	5-9	7	•			•	•		•						•	
Chrysogonum	Green and Gold	5-9	8	•	•	•	•					•			•		
Convallaria majalis	Lily of the Valley	2-8	8		•	•	•							•		•	
Coreopsis	Tickseed, Mouse-eared Coreopsis	3-9	8	•	•		•		•	•		•			•		
Delosperma	Ice Plant	5-9	8	•		•	•			•			MS		•		
Dianthus	Dianthus	4-8	9	•		•	•			•			MS		•		
Echinacea	Cone Flower	3-8	9	•			•		•	•		•			•		
Euonymus fortunei	Wintercreeper	5-8	10	•	•	•	•	•	•	•	•		RS				
Ferns - Athyrium filix-femina	Lady Fern	3-8	10		•	•	•					•	RS				
Athyrium n.	Japanese Painted	4-9	10		•	•	•										
Denstaedtia	Hay Scented Fern	3-8	10		•	•	•					•					
Dryopteris	Autumn Fern	5-8	11		•	•	•										
Dryopteris	Southern Shield	6/7-9	11		•		•					•					
Matteuccia	Ostrich Fern	3-7	11		•		•					•		•			
Osmunda	Cinnamon Fern	2-10	11		•	•	•					•		•			
Osmunda	Royal Fern	2-10	11		•	•	•					•		•			
Polystichum	Christmas Fern	3-9	12		•	•	•					•					
Ficus pumilla	Creeping Fig	8/9-10	12	•	•	•				•			MS				
Gelsemium	Carolina Jessamine	7-9	12	•	•	•		•	•	•	•	•	MS			•	
Hedera algeriensis	Algerian Ivy	7-10	12	❖❖	•	•	•		•		•		MS				
Hedera colchia	Persian Ivy	5-10	13	❖❖	•	•	•		•		•						
Hedera helix	English Ivy	5/6-10	13	❖❖	•	•	•		•		•		MS				
Hemerocallis	Daylily	3-10	14	•	•	❖	•		•	•			•	•	•	•	
Heuchera	Alum Root, Coral Bells	4-9	15		•	•	•									•	
Hypericum calycinum	St. John's-wort	5-9	16	❖❖	•		•									•	
Iberis sempervirens	Candytuft	3-9	16	•	•		•			•			MS			•	
Iris siberica	Siberian Iris	3-9	16	•	•		•	•	•	•				•		•	
Juniperus c. 'Blue Pacific'	Blue Pacific	5-9	16	•			•		•	•			RS				
h. 'Wiltonii'	Blue Rug	3-9	16	•			•			•							
proc. 'Nana'	Dwarf Juniper	4-9	17	•			•		•	•							
Lamiastrum	Yellow Archangel	4-9	17		•	•	•						RS			•	
Lantana 'New Gold'		7-9	17	•	•					•					•		
Laurentia	Blue Star Creeper	5/6-10	17	•	•		•								•		
Liriope muscari	Border Grass	varies	18	❖	•	•	•	•		•			MS	•		•	
Liriope spicata	Creeping Lily Turf	4/5-10	20	•	•	•	•	•	•	•			•	•		•	
Lysimachia	Creeping Jenny	3-9	21	•	•	•	•									•	
Mazus reptans		5/6-8	21	•	•		•									•	
Nepeta	Dwarf Catmint	3/4-9	21	•	•		•	•		•			•		•		
Ophiopogon japonicus	Mondo Grass	6-10	22	•	•	•	•			•			•			•	
Pachysandra terminalis	Japanese Spurge	4-9	22		•	•	•	•			•						
Parthenocissus	Boston Ivy/Va. Creeper	3-9	23	•	•			•		•		•	•				
Phlox subulata	Creeping Phlox	3-9	24	•			•	•	•	•		•				•	
Rubus calycinoides	Creeping Raspberry	6-10	24	•	•		•			•							
Rudbeckia	Black Eyed Susan	3-9	24	•			•					•			•		
Thymus	Creeping Thyme	4-8	24-25	•	•		•		•							•	
Trachelospermum	Asiatic Jasmine	7-10	25	•	•	•	•		•	•			MS				
Verbena		6-10	25	•			•			•					•		
Veronica	Speedwell	4-9	25	•	•		•			•			MS			•	
Vinca major	Large leaf Periwinkle	6-9	26	•	•	•	•									•	
Vinca minor	Periwinkle	4-8	26	•	•	•	•		•				RS			•	

❖ See varieties listed

❖❖ Prefers some shade in zones 7-10

MS - Moderately Salt Tolerant

RS - Road Salt Tolerant

We have compiled this list to the best of our knowledge, with several sources of information published in the trade, but by no means is this list definitive.

ACHILLEA

Deadheading encourages blooms and reduces spreading. Cut back to basal leaves to refresh foliage and encourage blooms late Summer. Prefers well drained, average to poor soil, tolerates heat, humidity and drought. Moderately salt tolerant. Use for borders, naturalizing, wildflower gardens and mixed beds.

'Coronation Gold' (Yarrow)

Zones 3-8 ○

Deciduous, aromatic, gray-green, fern-like foliage. Golden yellow, disk shaped flower clusters June-September. Mature height 24"-36", spread 18"-24".

Classic Pint® (250+) **\$1.68** (25-249) **\$1.78** (1-24) **\$2.18**



'Oertel's Rose' (Common Yarrow)

Zones 3-9 ○

Evergreen with green, fern-like foliage. Bloom clusters open rose-pink and fade to white, June-September. More compact than most Yarrow. Mature height 12"-15", spread 18"-24".

Classic Pint® (250+) **\$1.68** (25-249) **\$1.78** (1-24) **\$2.18**



'Paprika'

Zones 3-9 ○

Evergreen with green, fern-like foliage. Bloom clusters open rusty-red and fade to white, June-September. Mature height 18"-24", spread 18"-24".

Classic Pint® (250+) **\$1.68** (25-249) **\$1.78** (1-24) **\$2.18**



ACORUS gramineus

'Ogon' (Golden Variegated Sweet Flag)

Zones 5/6-10 ○● (prefers afternoon shade in Southern Zones)

Semi-evergreen. Grass-like blades are bright gold and green striped and 1/4" wide. Blades fan from visible rhizomes much like an Iris. Insignificant green flowers early Summer. Requires moist soil and will tolerate wet feet. Brown tips are a sign the soil is too dry. Use for boggy areas, pond/stream banks, edging and ground cover in moist areas. Mature height 8"-12", spread 6"-12".

Classic Pint® (250+) **\$2.68** (25-249) **\$2.78** (1-24) **\$3.18**



QUANTITY DISCOUNT ON ANY SINGLE ITEM:

5% OFF on orders of 1,000 or more	7% OFF on orders of 2,500 or more	10% OFF on orders of 5,000 or more	15% OFF on orders of 10,000 or more
--	--	---	--

This discount may not apply to items of limited supply.

2.5" Pots 54 to a box • 3.25" Pots 35 to a box • Classic Pints® (3.5"x 3.5") 25 to a box

TOLL FREE: 800-248-8424 LOCAL: 706-543-0145 FAX: 706-369-9844
email: sales@classic-groundcovers.com web: www.classic-groundcovers.com (see pg 1)

AJUGA reptans (Carpet Bugleweed) Limited Availability in Summer

Ajuga thrives in humusy soil, will grow in average, well drained soil. Tolerates occasional dry soil, prefers regular watering. Plant in areas with good air circulation in hot, humid climates to prevent crown rot. Can mow on high to remove spent flowers. Good for large areas as ground cover, on slopes and edges of pathways, as well as rock gardens and beds.

'Black Scallop' (PP15815)

Zones 3-9 ○●● (Part Shade is preferred in Hot Summer Zones)

Evergreen to semi-evergreen, glossy, deep purple/near black, crisp foliage. Spreads by stolons with somewhat slower growth habit than other reptans. Deep lilac-blue, 2"-3" tall flower spikes in Spring. Mature height 3"-4", spread 18"-24".

Classic Pint® (250+) **\$1.78** (25-249) **\$1.88** (1-24) **\$2.28**



'Bronze Beauty'

Zones 3-9 ○●● (Part Shade is preferred in Hot Summer Zones)

Evergreen to semi-evergreen, glossy, bronze-purple foliage. Spreads vigorously by stolons. Blooms lilac-blue on 2"-3" tall flower spikes putting on a brilliant show in Spring. Careful using it near grass edges where it may invade the lawn. Mature height 3"-4", spread 18"-24".

Classic Pint® (250+) **\$1.68** (25-249) **\$1.78** (1-24) **\$2.18**




'Burgundy Glow'

Zones 3-9 ○●● (Part Shade is preferred in Hot Summer Zones)

Evergreen to semi-evergreen, tri-colored, green, burgundy and white foliage. Leaves up to 3" long. Spreads vigorously by stolons. Blooms lilac-blue on 2"-3" tall flower spikes in Spring. Careful using it near grass edges where it may invade the lawn. Mature height 3"-4", spread 18"-24".

Classic Pint® (250+) **\$1.68** (25-249) **\$1.78** (1-24) **\$2.18**



'Catlin's Giant'

Zones 4-8 ○●● (Part Shade is preferred in Hot Summer Zones)

Evergreen to semi-evergreen, glossy, bronze purple/near black, crisp foliage. Spreads vigorously by stolons. Blooms deep blue on 4"-6" tall flower spikes putting on a brilliant show in Spring. Mature height 5"-7", spread 18"-24".

Classic Pint® (250+) **\$1.68** (25-249) **\$1.78** (1-24) **\$2.18**



QUANTITY DISCOUNT ON ANY SINGLE ITEM:

5% OFF on orders of 1,000 or more	7% OFF on orders of 2,500 or more	10% OFF on orders of 5,000 or more	15% OFF on orders of 10,000 or more
--	--	---	--

This discount may not apply to items of limited supply.

2.5" Pots 54 to a box • 3.25" Pots 35 to a box • Classic Pints® (3.5"x 3.5") 25 to a box

TOLL FREE: 800-248-8424 LOCAL: 706-543-0145 FAX: 706-369-9844
email: sales@classic-groundcovers.com web: www.classic-groundcovers.com (see pg 1)


Ajuga cont.

'Chocolate Chip'

Zones 4-9 ○●● (Part Shade is preferred in Hot Summer Zones)

Evergreen to semi-evergreen, small, glossy, bronze-maroon and green foliage. Compact grower to just 2" high. Performs more like a clumper spreading less by stolons. Suitable for small areas, edges of pathways and borders. Blooms lilac-blue on 2" tall flower spikes putting on a brilliant show in Spring. Mature height 2", spread 6"-8".

Classic Pint® (250+) **\$1.68** (25-249) **\$1.78** (1-24) **\$2.18**



ASTILBE (False Spirea)

Requires consistent moisture and prefers rich, well-drained soil. Best to cut old growth back in the early Spring. Use for mass planting, borders, woodland and shade gardens. Effective as a shade ground cover in large groups.

arendsii 'Fanal'

Zone 3-8 ○●●

Deciduous. Foliage emerges bronze and turns to dark green in the Summer. Blooms are dark red on upright plumes early Summer. Mature height 18"-24", spread 18"-24".

Bare Root (100+) **\$1.68** (25-99) **\$1.78** (1-24) **\$2.18**



x arendsii 'Gladstone'

Zone 4-8 ○●●

Deciduous. Foliage is dark green and blooms are white on upright plumes late Spring/early Summer. Mature height 18"-24", spread 18"-24".

Bare Root (100+) **\$1.68** (25-99) **\$1.78** (1-24) **\$2.18**



x arendsii 'Rheinland'

Zone 4-9 ○●●

Deciduous. Foliage is rich green and blooms are pink on upright plumes early Summer. Mature height 18"-24", spread 18"-24".

Bare Root (100+) **\$1.68** (25-99) **\$1.78** (1-24) **\$2.18**



QUANTITY DISCOUNT ON ANY SINGLE ITEM:

5% OFF on orders of 1,000 or more	7% OFF on orders of 2,500 or more	10% OFF on orders of 5,000 or more	15% OFF on orders of 10,000 or more
--	--	---	--

This discount may not apply to items of limited supply.

2.5" Pots 54 to a box • 3.25" Pots 35 to a box • Classic Pints® (3.5"x 3.5") 25 to a box

TOLL FREE: 800-248-8424 LOCAL: 706-543-0145 FAX: 706-369-9844
email: sales@classic-groundcovers.com web: www.classic-groundcovers.com (see pg 1)

CAMPSIS

radicans (Trumpet Creeper)

Zone 4-9 ○●

Native. Deciduous, aggressive vine with twining and prostrate growth habits. Used mainly for climbing arbors, trellises and fences with its aerial roots. Can also be an effective naturalized ground cover in large areas where needed for erosion control, but controlling it is a factor. Dark green, compound, odd pinnate leaves are up to 15" long, turn yellow in the Fall. Clusters of 3", red-orange, trumpet shaped flowers, June to September, attract hummingbirds. Will climb 30'-40'. Mature prostrate height 12"-18", spreads 5'-10'.

Bare Root (100+) **\$1.08** (25-99) **\$1.18** (1-24) **\$1.58**



CAREX (Sedge)

appalachica (Appalachian Sedge)

Zone 3-8 ●●

Very fine, dark green, weeping blades, 12" long. Evergreen in warmer climates. Native to the Eastern U.S. Clumping nature -spreading slowly - makes it suitable for borders. A good ground cover in dry shade. White inflorescences in late Spring are followed by seed heads. Grows in average soil, dry soil. Prefers medium to dry soil. Will tolerate drying out with regular watering. Use for ground cover, mass plantings, naturalizing, erosion control on slopes, borders, lawn substitute in dry shade and woodland areas. Natural habitat - often found growing under oak trees. Mature height 6"-8", spread 12"-18".

Classic Pint® (250+) **\$3.08** (25-249) **\$3.18** (1-24) **\$3.58**



flacca (Blue Sedge) a.k.a. glauca

Zone 4-9 ○●

Narrow, blue-green to blue-gray foliage. Evergreen only in warm climates. Has a clumping habit, but creeps slowly by rhizomes. Flowers green, insignificant, late Spring. Grows in average soil. Prefers medium to wet soil. Tolerates drying out with regular watering. Used for ground cover in mass plantings, naturalizing, erosion control, edging and borders. Mature height 8"-10", spread 12"-18".

Classic Pint® (250+) **\$3.38** (25-249) **\$3.48** (1-24) **\$3.88**



laxiculmis 'Hobb' (Bunny Blue® Sedge)

Zone 5-9 ●●

Evergreen in South, semi-evergreen in North. Native to Eastern North America. Blue-green to blue-gray foliage. Leaf blades are 1/2" wide, 12"-14" long and arching. Clumping growth habit. Flowers yellow, insignificant, late Spring. Grows in average soil. Requires moist to wet soil. Thrives in shade. Keep well watered in part sun areas. Cut back foliage late Winter. Use for ground cover, mass planting, borders, edging, bog areas and as an accent plant in shade gardens, woodland gardens and around stream and pond banks. Mature height 12", spread 12"-15".

Classic Pint® (250+) **\$3.38** (25-249) **\$3.48** (1-24) **\$3.88**



morrowii 'Ice Dance' (Morrow's Sedge)

Zone 5-9 ●●

Evergreen in the South and semi-evergreen in the North. Foliage is dark green with white margins. Leaf blades are 1/2" wide, 12"-14" long and arching. Spread slowly by rhizomes, not clumping like most Carex. Flowers brownish, insignificant, late Spring. Grows in average soil. Requires moist to wet soil. Thrives in shade-part shade. Keep well watered in sunny locations. Cut back foliage late Winter. Use for ground cover, mass planting, borders, edging, bog areas. Brighten up shade gardens, woodland gardens and stream and pond banks. Mature height 12", spread 12"-15".

Classic Pint® (250+) **\$3.08** (25-249) **\$3.18** (1-24) **\$3.58**



Carex cont.

oshimensis 'Evergold' (Striped Weeping Sedge)

Zone 5-8 ●●

Evergreen in the South and semi-evergreen in mild Northern Winters. Narrow, weeping foliage is creamy white with green margins. Leaf blades are $\frac{1}{4}$ " wide, 16" long. Clumping growth habit and spreads slowly to 12"-15" wide. Flowers brownish, insignificant, late Spring. Prefers average to moist, well-drained soil. Will tolerate drought once established. Thrives in part shade. Cut back foliage late Winter. Does not like heat and humidity. Needs good air circulation in the South. Use for ground cover, mass planting, borders, edging, and as a dramatic accent plant in shade gardens, woodland gardens and around stream and pond banks. Mature height 10"-12", spread 12"-18".

Classic Pint® (250+) **\$3.08** (25-249) **\$3.18** (1-24) **\$3.58**



oshimensis 'Everillo' (PP21002)

Zone 6-8 ●●

This golden weeping Sedge is evergreen. Everillo Sedge has narrow, weeping, chartreuse foliage. Leaf blades are $\frac{1}{4}$ " wide, 19" long and weeping. Clumping growth habit and spreads slowly to 12"-18" wide. Flowers are brownish and insignificant in late Spring. Prefers average to moist, well drained soil. Will tolerate drought once established. Thrives in part shade to shade. May scald in full sun. Does not particularly care for heat and humidity. Needs good air circulation in the South. Use for ground cover, mass planting, borders, edging, and as a dramatic accent plant in shade gardens, woodland gardens and around streams and pond banks. Also good as a container plant. Mature height 19", spread 12"-18".

Classic Pint® (250+) **\$4.18** (25-249) **\$4.28** (1-24) **\$4.68**



pensylvanica (Pennsylvania Sedge, Oak Sedge)

Zone 4-8 ●●

Evergreen in warm climates. Native to Central and Eastern U.S. Narrow, dark green leaf blades are $\frac{1}{8}$ " wide, 12" long. Creeps slowly by rhizomes—good ground cover in dry shade. White inflorescences, late Spring, followed by seed heads that add interest and texture. Grows in average, dry soil. Tolerates drying out with regular watering. Use for ground cover, mass plantings, naturalizing, erosion control on slopes, lawn substitute in dry shade and woodland areas. Natural habitat—often found growing under oak trees. Mature height 8"-10", spread 12"-18".

Classic Pint® (250+) **\$3.08** (25-249) **\$3.18** (1-24) **\$3.58**



CERATOSTIGMA

plumbaginoides (Dwarf Plumbago, Leadwort)

Zones 5-9 ○● (Requires afternoon shade in warmer climates)

Dormant/semi-evergreen, mat forming perennial spreading by rhizomes. Foliage emerges burgundy, later turning to green. Leaves are $1\frac{1}{2}$ " long and $\frac{3}{4}$ " wide, turn bronze in Fall. Vigorous grower in optimum conditions. Mid-Summer through Fall, blooms are rich blue flower clusters atop foliage. Tolerant of most soil types. Prefers average, well-drained soil. Useful as a ground cover where evergreen foliage is not needed. Mature height 6"-10", spread 12"-24".

Classic Pint® (250+) **\$1.78** (25-249) **\$1.88** (1-24) **\$2.28**



CHRYSANTHEMUM (Mum)

'Sheffield Pink' (Pink Daisy Mum)

Zones 5-9 ○

An herbaceous perennial. Masses of pale pink daisy like flowers atop green leaves in Fall. An antique variety, it is both vigorous and hardy even in the South. Prefers dry to moist, well-drained soil. Tolerates heat and drought. Useful in mass plantings, rock gardens, mixed beds and containers. Suitable for cut flowers and attract butterflies. Northern zones may need to mulch late Fall after flowering. Mature height 18"-24", spread 30"-36".

Classic Pint® (250+) **\$1.28** (25-249) **\$1.38** (1-24) **\$1.78**



CHRYSOGONUM

virginianum 'Pierre' (Green and Gold)

Zones 5-9 ○● (Requires afternoon shade in warmer climates)

Deciduous, low growing, mat forming plant. Spreads by stolons much like Ajuga. Green leaves are 3" long, ovate and fuzzy. Yellow, daisy-like blooms, Spring until Early Summer. Blooms are sparse in shade. Prefers average to moist, well-drained soil. Needs ample water in full sun. Useful for ground cover, borders, edging, woodland gardens and naturalizing. Mature height 4"-6", spread 18"-24".

Classic Pint® (250+) **\$1.78** (25-249) **\$1.88** (1-24) **\$2.28**



CONVALLARIA

majalis (Lily-of-the-Valley)

Zones 2-8 ●●

Deciduous, perennial with 2-3 lanceolate-ovate, arching leaves, 8"-10" long and 3"-5" wide. Naturalized in the Northeastern and Central states. Spreads aggressively by rhizomes in Northern Zones. Struggles in Zones 7b-8 due to heat and humidity. Blooms on racemes up to 12" tall, each with 5-8 small, bell-shaped, pure white flowers in May. Very fragrant. Needs consistent moisture. Leaves will go dormant in Summer if too dry. Useful for a ground cover in shady areas. Mature height 5"-12", spread 1'-3'.

Bare Root (100+) **\$1.38** (25-99) **\$1.48** (1-24) **\$1.88**



COREOPSIS

auriculata 'Nana' (Mouse-eared Coreopsis)

Zones 4-9 ○

Deciduous to evergreen. Native cultivar. Foliage is 2"-3" long, dark green with ear-like basal lobes. Golden yellow daisy-like flowers in Spring through early Summer. Dead-heading can lengthen bloom time. Prefers well-drained, average to moist soil. Will tolerate poor soil. Does best with consistent moisture. Spreads by stolons, but not invasive. Useful for borders, edging, rock gardens and ground cover. Mature height 6"-10", spread 8"-12".

Classic Pint® (250+) **\$1.88** (25-249) **\$1.98** (1-24) **\$2.38**



verticillata 'Moonbeam' (Threadleaf Tickseed)

Zones 3-9 ○

Deciduous. Native cultivar. Showy with its airy, fine-textured, thread-like foliage and soft yellow blooms that last from Summer through Fall. Tougher than it looks. Prefers well-drained, average to dry soil. Tolerates poor soil, heat, humidity and drought once established. Good for borders, mass planting, ground cover and containers. 1992 Perennial Plant of the Year. Mature height 18"-24", spread 18"-24".

Classic Pint® (250+) **\$1.88** (25-249) **\$1.98** (1-24) **\$2.38**



DELOSPERMA Limited Availability in Summer

cooperi (Hardy Ice Plant)

Zones 5-9 ○

Evergreen, mat forming ground cover that blooms all season. Succulent foliage is green and cylindrical. Covered with 1 1/2" - 2", brilliant magenta blooms, late Spring through Fall. Prefers well-drained to dry soil with average water. Drought tolerant and moderately salt tolerant. May need Winter protection in Zone 5. Good fit for borders, edging, rock gardens and ground cover. Mature height 3", spread 24".

Classic Pint® (250+) **\$1.68** (25-249) **\$1.78** (1-24) **\$2.18**



2.5" Pots 54 to a box • 3.25" Pots 35 to a box • Classic Pints® (3.5"x 3.5") 25 to a box

TOLL FREE: 800-248-8424 LOCAL: 706-543-0145 FAX: 706-369-9844
email: sales@classic-groundcovers.com web: www.classic-groundcovers.com (see pg 1)

DIANTHUS

Evergreen, linear foliage with mat forming, clumping habit. Benefits from a light trim after blooming. Prefers well-drained, slightly alkaline soil with average water. Good choice for borders, edging and rock gardens.

gratianopolitanus 'Bath's Pink'

Zones 3-8 ○

Evergreen. Gray-green foliage. A showy profusion of fragrant, fringed, 1" soft pink blooms in Spring. Deadheading increases bloom time. Intermittent blooming in the Summer is possible. Best variety for heat and humidity resistance. Mature height 6"-12", spread 12"-18".

Classic Pint® (250+) **\$1.78** (25-249) **\$1.88** (1-24) **\$2.28**



gratianopolitanus 'Firewitch' (Cheddar Pink variety)

Zones 3-8 ○

Evergreen. Blue-green foliage. A showy profusion of fragrant, fringed, 1", magenta pink blooms in Spring. Deadheading increases bloom time. Will rebloom in the Summer, but not as profusely as in Spring. Heat and humidity resistance. Mature height 5"-6", spread 12"-18".

Classic Pint® (250+) **\$1.78** (25-249) **\$1.88** (1-24) **\$2.28**



gratianopolitanus x. 'Fire Star' (PP14895 Star series variety)

Zones 5-8 ○

Evergreen. Blue-green foliage. A showy profusion of fragrant, fringed, 1", crimson red blooms in Spring. Deadheading increases bloom time. Will rebloom in the Summer, but not as profusely as in Spring. Mature height 6"-8", spread 12"-18".

Classic Pint® (250+) **\$1.88** (25-249) **\$1.98** (1-24) **\$2.38**



ECHINACEA purpurea Available Late Spring Only

'Magnus' (Purple Coneflower)

Zones 3-8 ○

Perennial. Dark green leaves are 4"-8" long, serrated, course and hairy. It is slow to emerge in the Spring, but picks up speed once it turns hot. Blooms are daisy-like with rose-pink petals circling a rust colored cone center, mid-Summer into Fall, 3"-4" wide. Petals are more horizontal and droop less than the species. Attracts butterflies and pollinators. Good cut flower. Prefers average, well-drained soil and will do well in poor soil. Tolerant of heat and humidity. Performs best in Full Sun. Leggy in Part Shade. Mature height 2'-3', spread 1'-1.5'.

Classic Pint® (250+) **\$1.78** (25-249) **\$1.88** (1-24) **\$2.28**



'White Swan' (White Coneflower)

Zones 3-8 ○

Perennial. Blooms are daisy-like with white petals circling a golden center cone. Blooms mid-Summer into Fall. Blooms are 3"-4" wide. Attracts butterflies and pollinators. Good cut flower. Prefers average, well-drained soil and will do well in poor soil. Tolerant of heat and humidity. Performs best in Full Sun. Leggy in Part Shade. Mature height 2'-3', spread 1'-1.5'.

Classic Pint® (250+) **\$1.78** (25-249) **\$1.88** (1-24) **\$2.28**



2.5" Pots 54 to a box • 3.25" Pots 35 to a box • Classic Pints® (3.5"x 3.5") 24 to a box

TOLL FREE: 800-248-8424 LOCAL: 706-543-0145 FAX: 706-369-9844
email: sales@classic-groundcovers.com web: www.classic-groundcovers.com (see pg 1)

EUONYMUS fortuneii

Stems root along nodes. Excellent for erosion control. Rapid growth habit. Tolerates any well-drained soil conditions. Drought tolerant once established. Best used as a ground cover for large, hard to cover areas. Will grow in most any condition. Will climb. Useful to cover low walls. Not a good choice for use in beds with shrubs due to climbing nature. Easily kept off trees when maintained. A good early Spring pruning improves appearance and maintains its ground cover quality. Can be pruned again mid-season if needed.

'Acutus' (Wintercreeper)


Zones 5-8 ○●●

Evergreen, trailing groundcover with 1" - 1 1/2" green leaves. Only tip growth turns burgundy in Fall. Mature height up to 2', spread 3', climbs 20'.

Classic Pint® (250+) **\$1.28** (25-249) **\$1.38** (1-24) **\$1.78**

2.5" Pot (108+) **\$.98** (54-107) **\$1.08** (1-53) **\$1.48**

Bare Root (250+) **\$.48** (50-249) **\$.58** (1-49) **\$.98**



'Coloratus' (Purple Wintercreeper)

Zones 5-8 ○●●

Evergreen, trailing ground cover with 1 1/2" - 2" green, oval-shaped leaves. Leaves turn burgundy in Fall. Mature height up to 2', spread 3', climbs 20'.

3.25" Pot (250+) **\$1.28** (25-249) **\$1.38** (1-24) **\$1.78**

2.5" Pot (108+) **\$.98** (54-107) **\$1.08** (1-53) **\$1.48**

Bare Root (250+) **\$.48** (50-249) **\$.58** (1-49) **\$.98**



FERNS (Fronds may break in shipment)

ATHYRIUM filix-femina (Lady Fern)

Zones 3-8 ●●

Deciduous. Native. Bright green, erect fronds are fine textured and lacy-like, twice pinnate and can reach 3' long and 1' wide. Spreads slowly by rhizomes forming clumps that expand slowly. Thrives in rich, moist soil. Bright fern for the shade garden, woodland areas, stream and pond banks. Tolerates dry soil relatively well. Sun exposure requires consistent moisture. Mature height 24"-36", spread 24"-36"+.

Classic Pint® (250+) **\$2.48** (25-249) **\$2.58** (1-24) **\$2.98**



ATHYRIUM niponicum 'Pictum' (Japanese Painted Fern)

Zones 4-9 ●●

Deciduous. Triangular and arching fronds are silvery blue-grey with purple and burgundy shades. Color is best in the Spring. Stems and veins are burgundy red. Clumps creep slowly by rhizomes. Thrives in rich, moist soil. Requires consistent moisture. Light, direct sun provides the best color. Adds color interest to shade gardens, woodland areas, stream and pond banks. Use as a ground cover, edging or accent plants. Mature height 15"-20", spread 18"-24".

Classic Pint® (250+) **\$2.48** (25-249) **\$2.58** (1-24) **\$2.98**



DENNSTAEDTIA punctilobula (Hay Scented Fern)

Zones 3-8 ●●

Deciduous. Native to Eastern North America. Narrow, triangular, light green fronds can reach 30" long. Creeps and spreads aggressively by rhizomes. Thrives in rich, moist, acidic soil with average water in part sun to shade. An adaptable fern, it will tolerate full sun with consistent moisture, grows in a variety of soil types including poor, rocky soils. Tolerates dry soil once established. Full sun exposure requires consistent moisture. Use for a ground cover, naturalizing, shade gardens and woodland areas. Mature height 15"-30", spread 24"-36".

Bare Root (100+) **\$1.38** (25-99) **\$1.48** (1-24) **\$1.88**

Ferns cont. (Fronds may break in shipment)

DRYOPTERIS erythrosora (Autumn Fern)

Zones 5-8 ●●

Evergreen to semi-evergreen. Triangular, bi-pinnate, fronds emerge a copper-red to orange and turn dark green in maturity. Fronds, erect and arching can reach 24" long. Vase shaped clumps creep and expand slowly by rhizomes. Thrives in rich, moist, acidic soil in part sun to shade. Will grow in average, medium to wet soil. Tolerates drought once established. Use for ground cover, borders, edges, accents, large planting in shade gardens and woodland gardens. Mature height 18"-24", spread 18"-24".

Classic Pint® (250+) **\$2.38** (25-249) **\$2.48** (1-24) **\$2.88**



DRYOPTERIS ludovicianiana (Southern Shield Fern)

Zones 6/7-9 ●●

Evergreen to semi-evergreen. Native to Zone 8 in lower Southern states. Triangular, fronds are glossy, dark green in maturity. Fronds, erect and arching, can reach 24" long. Vase shaped clumps creep and expand slowly by short rhizomes. Thrives in rich, moist, acidic soil in part sun to shade. Will grow in average, medium to wet soil. Tolerates drought once established. Use for ground cover, borders, edges, accents, large planting in shade gardens and woodland gardens. Mature height 24"-48", spread 24"-36".

Classic Pint® (250+) **\$2.38** (25-249) **\$2.48** (1-24) **\$2.88**



MATTEUCCIA struthiopteris (Ostrich Fern)

Zones 3-7 ●●

Deciduous, clumping fern for cooler climates. Native to the Northern U.S. Large, erect, green fronds grow to 4' long and 1' wide and form a vase shaped clump. Much smaller, brown, fertile fronds emerge in the center and stay brown through the year. Spreads and colonizes by rhizomes. Will grow in average, medium to wet soil. Thrives in rich, moist soil. Will not tolerate the heat and humidity in the deep South. Use for a ground cover or edging in the shade garden, woodland areas and along stream and pond banks. Does not like to dry out and requires consistent moisture. Sun exposure is tolerated in colder climates with enough water. Mature height 36"-48" up to 72", spread 24"-48"+.

Classic Pint® (250+) **\$2.98** (25-249) **\$3.08** (1-24) **\$3.48**



OSMUNDA cinnamomea (Cinnamon Fern)

Zones 2-10 ●●

Deciduous. Native to eastern North America. Light green, erect fronds are lacy-like and pinnately compound. Fertile fronds emerge in the center of vase shaped clumps and turn a cinnamon brown giving this fern its name. Spreads slowly by rhizomes and grows in vase shaped clumps. Will reach 5' over time if constantly moist. Will grow 2'-3' tall in average conditions. Thrives in rich, moist soil. Bright fern for the shade garden, woodland areas, stream and pond banks. Sun exposure in cooler climates requires consistent moisture. Mature height 24"-36" up to 5', spread 24"-36".

Bare Root (100+) **\$1.58** (25-99) **\$1.68** (1-24) **\$2.08**



Photo courtesy Dr. Alan Armitage.

OSMUNDA regalis (Royal Fern)

Zones 2-10 ●●

Deciduous. Native to eastern North America. Green, erect fronds have large leaflets, different from other more lace-like ferns. Fertile pinnae form at the tips of fronds giving it a flowering appearance. Will reach 6' over time if constantly moist. In average conditions, it will grow 2'-4' tall. Spreads slowly by rhizomes and grows in vase shaped clumps. Thrives in rich, moist, acidic soil. Bright fern for the shade garden, woodland areas, stream and pond banks. Sun exposure in cooler climates requires consistent moisture. Mature height 24"-48", up to 6', spread 24"-36".

Classic Pint® (250+) **\$2.48** (25-249) **\$2.58** (1-24) **\$2.98**

Bare Root (100+) **\$1.58** (25-99) **\$1.68** (1-24) **\$2.08**



Ferns cont. (Fronds may break in shipment)

POLYSTICHUM acrostichoides (Christmas Fern)

Zones 3-9 ○●●

Evergreen. Native to Eastern U.S. Has leathery, sword shape fronds. Has a clumping habit and will remain green through Winter. Clumps expand by rhizomes, but will not spread by rhizomes. Thrives in well-drained, rich soil with medium to dry moisture. Use for ground cover, borders, edging, shade garden, woodland areas, stream and pond banks. Mature height 12"-24", spread 18"-24".

Classic Pint® (250+) **\$2.48** (25-249) **\$2.58** (1-24) **\$2.98**

Bare Root (100+) **\$1.38** (25-99) **\$1.48** (1-24) **\$1.88**



FICUS

pumilla (Creeping Fig)

Zones 8/9-11 ○●●

Evergreen ground cover and climber. Juvenile growth consists of small, 1" dark green, ovate heart-shaped leaves. Vigorous grower. Climbs by rootlets and is often used to cover walls and topiaries. Hardy in only Zones 9-11. Marginally hardy in Zone 8 in protected areas. Prefers well-drained, rich, loamy soil. Useful as a ground cover in small areas where growth can be contained. Mature prostrate height 1/2"-1-1/2", spread 3', climbing height 15'+.

Classic Pint® (250+) **\$1.68** (25-249) **\$1.78** (1-24) **\$2.18**



GELSEMIUM

sempervirens (Carolina Jessamine)

Zones 7-9 ○●●

Evergreen. Native to Virginia, south to Florida and over to Texas. Green leaves are elongated, 1"-4". Yellow, fragrant, tubular blooms, 1 1/2" long. Blooms late Winter/early Spring. Blooms best in Full Sun. May bloom again in the Fall, but less profusely. Prefers moderately moist, well-drained soil, but adapts to most soil conditions. Tolerates most soil conditions and is drought tolerant once established. Twining vine climbing up to 20'. Good choice for covering trellises, arbors, and fences. Sprawling unsupported, it can be used as a bushy ground cover for slopes or banks for erosion control. Cut back after blooming to maintain a neat coverage. State flower of South Carolina. Mature prostrate height 3', climbing height 20'+.

Classic Pint® (250+) **\$2.18** (25-249) **\$2.28** (1-24) **\$2.68**



HEDERA (Ivy) (limited availability late Summer and Fall)

algeriensis (Algerian Ivy)

Zones 7-10 ●●●

Evergreen. Has large 6" glossy green leaves with 3-7 lobes. Prostrate habit. Roots as it spreads along the ground. Adaptable to most soil conditions. Will tolerate dry periods once established. Best to let the soil dry out between waterings. Zone 7 may see some winterburn in severe Winters. Mature height 12".

Classic Pint® (250+) **\$1.28** (25-249) **\$1.38** (1-24) **\$1.78**

2.5" Pot (108+) **\$.98** (54-107) **\$1.08** (1-53) **\$1.48**



QUANTITY DISCOUNT ON ANY SINGLE ITEM:

5% OFF on orders of 1,000 or more	7% OFF on orders of 2,500 or more	10% OFF on orders of 5,000 or more	15% OFF on orders of 10,000 or more
--	--	---	--

This discount may not apply to items of limited supply.

2.5" Pots 54 to a box • 3.25" Pots 35 to a box • Classic Pints® (3.5"x 3.5") 25 to a box

TOLL FREE: 800-248-8424 LOCAL: 706-543-0145 FAX: 706-369-9844
email: sales@classic-groundcovers.com web: www.classic-groundcovers.com (see pg 1)

Hedera cont.

algeriensis 'Gloire de Marengo' (Variegated Algerian Ivy)

Zones 7-10 ○●●

Evergreen. Has large 6" variegated leaves. Glossy green with creamy white painted edges, 3-7 lobes. Prostrate habit. Roots as it spreads along the ground. Adaptable to most soil conditions. Will tolerate dry periods once established. Best to let the soil dry out between waterings. Zone 7 may see some winterburn in severe Winters. Mature height 12".

Classic Pint® (250+) **\$1.48** (25-249) **\$1.58** (1-24) **\$1.98**

2.5" Pot (108+) **\$1.08** (54-107) **\$1.18** (1-53) **\$1.58**



colchica 'My Heart' (Persian Ivy)

Zones 5-10 ○●● (prefers some shade Zone 7-10)

Evergreen. Large, dark green leaves, 3"-5" long, unlobed, slightly puckered and leathery. Prostrate climbing habit. Climbs up to 50'. Mature prostrate height 12".

Classic Pint® (250+) **\$1.28** (25-249) **\$1.38** (1-24) **\$1.78**



helix 'English' (English Ivy)

Zones 5-10 ○●● (prefers some shade Zone 7-10)

Evergreen. Leaves are 2"-3", dark green, heavily veined with 3-5 lobes. One of the hardiest of all ivies. Best to let soil dry out between watering. Climbs up to 50'. Mature prostrate height 12"-18".

Classic Pint® (250+) **\$1.28** (25-249) **\$1.38** (1-24) **\$1.78**

2.5" Pot (108+) **\$0.98** (54-107) **\$1.08** (1-53) **\$1.48**



helix 'Baltica' (Baltica Ivy)

Zones 5-10 ○●● (prefers some shade Zone 7-10)

Evergreen. Leaves are 2"-3", dark green with distinct white veins, 3-5 lobes. One of the hardiest of all ivies, slightly harder than English. Best to let soil dry out between watering. Climbs up to 50'. Mature height 12"-18".

Classic Pint® (250+) **\$1.28** (25-249) **\$1.38** (1-24) **\$1.78**

2.5" Pot (108+) **\$0.98** (54-107) **\$1.08** (1-53) **\$1.48**



helix 'Ivalace' (Ivalace Ivy)

Zones 6-10 ○●● (prefers some shade Zone 7-10)

Evergreen. Leaves small, dark green and curled along the edges, 1" wide with 3-5 lobes. Best to let soil dry out between watering. A good choice for small areas or to add texture. 2011 Ivy of the Year. Mature height 6".

2.5" Pot (108+) **\$0.98** (54-107) **\$1.08** (1-53) **\$1.48**



2.5" Pots 54 to a box • 3.25" Pots 35 to a box • Classic Pints® (3.5"x3.5") 25 to a box

TOLL FREE: 800-248-8424 LOCAL: 706-543-0145 FAX: 706-369-9844
email: sales@classic-groundcovers.com web: www.classic-groundcovers.com (see pg 1)

QUANTITY DISCOUNT ON ANY SINGLE ITEM:

5% OFF on orders of 1,000 or more	7% OFF on orders of 2,500 or more	10% OFF on orders of 5,000 or more	15% OFF on orders of 10,000 or more
--	--	---	--

This discount may not apply to items of limited supply.

HEMEROCALLIS (Daylilies)

☉ (6+ hours of sun for better blooming)

Daylilies have sword-like leaves arranged in pairs and grow only at the base of the plant. The leaves are narrow, smooth and slightly folded, with a central ridge running lengthwise down the back of the leaf. Six hours of sun or more will provide better blooming. Drought resistant and tolerate most soil conditions. Use for mass plantings, ground cover, erosion control, edging, borders, rock gardens and fire barriers.

ORANGE VARIETIES

fulva (Orange Daylily)

Zones 3-10

Naturalized. Dormant, single, diploid. Blooms are orange with a burgundy halo and yellow throat/mid-rib 4" wide. Early bloomer, May into June. Naturalized in most of the United States and Eastern Canada. Clump forming, spreads by rhizomes and tuberous roots. Good for naturalizing in areas easily contained. Mature foliage height 30"-36", bloom height 40"-48".

Bare Root (100+) **\$.88** (25-99) **\$.98** (1-24) **\$1.38**




fulva 'Kwanso' (Double Orange Daylily)

Zones 3-10

Dormant, double bloomer, triploid. Blooms are orange with burgundy blush, 4" wide. Mid-season bloomer, June/July. Clump forming, spreads by rhizomes and tuberous roots. Good for naturalizing in areas easily contained. Mature foliage height 20"-24", bloom height 36"-48".

Bare Root (100+) **\$1.08** (25-99) **\$1.18** (1-24) **\$1.58**



YELLOW VARIETIES

'Aztec Gold'

Zones 3-10

Dormant. Blooms are a solid, bright golden yellow, 3 1/4" wide. Blooms profusely late Spring/early Summer and continues through Summer into Fall at a lesser rate. Mature foliage height 16"-18", bloom height 22"-24".

Bare Root (100+) **\$.88** (25-99) **\$.98** (1-24) **\$1.38**



'Hyperion'

Zones 3-10

Dormant, single, diploid. Blooms are light yellow, 5" wide and fragrant. Blooms profusely early Summer and continues through Summer into Fall at a lesser rate. Mature foliage height 18"-24", bloom height 36".

Bare Root (100+) **\$1.68** (25-99) **\$1.78** (1-24) **\$2.18**




'Stella de Oro' (Bare Root is field grown and more mature)

Zones 3-9

Dormant, single, diploid. Blooms are golden yellow, 2 3/4" wide. Reblooms, May to first frost. Mature foliage height 12"-14", bloom height 16"-20".

Classic Pint® (250+) **\$1.58** (25-249) **\$1.68** (1-24) **\$2.08**

Bare Root (100+) **\$.88** (25-99) **\$.98** (1-24) **\$1.38**



QUANTITY DISCOUNT ON ANY SINGLE ITEM:

5% OFF	7% OFF	10% OFF	15% OFF
on orders of 1,000 or more	on orders of 2,500 or more	on orders of 5,000 or more	on orders of 10,000 or more

This discount may not apply to items of limited supply.

2.5" Pots 54 to a box • 3.25" Pots 35 to a box • Classic Pints® (3.5"x 3.5") 25 to a box

TOLL FREE: 800-248-8424 LOCAL: 706-543-0145 FAX: 706-369-9844
email: sales@classic-groundcovers.com web: www.classic-groundcovers.com (see pg 1)

Hemerocallis cont.


RED VARIETIES

'Autumn Red'

Zones 3-9

Dormant, single, diploid. Blooms are red with a gold throat, 5" wide. Blooms profusely mid-season June/July and continues with less of a show through Summer. Mature foliage height 30"-36", bloom height 39".

Bare Root (100+) **\$1.38** (25-99) **\$1.48** (1-24) **\$1.88**



'Ruby Stella' (PPAF)

Zones 3-9

Dormant, single, diploid. Blooms are red with a yellow throat, 3" wide. Rebloomer, early Summer to first frost. Mature foliage height 12"-14", bloom height 16"-20".

Bare Root (100+) **\$1.58** (25-99) **\$1.68** (1-24) **\$2.08**



'Sammy Russell Red'

Zones 3-9

Dormant, single, diploid. Blooms are red with a gold throat, 4" wide. Late bloomer, June/July. Mature foliage height 18"-22", bloom height 30".

Bare Root (100+) **\$1.38** (25-99) **\$1.48** (1-24) **\$1.88**




'Purple de Oro'

Zones 3-9

Dormant, single, diploid. Blooms are purplish red with a yellow throat and ruffled edge, 2³/₄" wide. Rebloomer, early Summer to first frost. Mature foliage height 14"-20", bloom height 20"-24".

Bare Root (100+) **\$0.88** (25-99) **\$0.98** (1-24) **\$1.38**



HEUCHERA (Coral Bells)

'Palace Purple'

Zones 4-9 ●●

Evergreen. Ivy-like 4"-6", deep burgundy purple leaves with beet red leaf backs. Heat of the Summer turns the leaves to a bronze green and then the color enriches again in the Fall. Small, 1/8" blooms are pinkish white in the early Summer on unbranched panicles reaching 24". Best planted in moderately moist, well-drained soil. Better too dry than too wet. Do not bury the crowns. May tolerate Sun in the north with adequate moisture. Afternoon shade is best in the South. Tolerant of heat and humidity. Mature height 12"-18", spread 12"-18".

Classic Pint® (250+) **\$1.68** (25-249) **\$1.78** (1-24) **\$2.18**



2.5" Pots 54 to a box • 3.25" Pots 35 to a box • Classic Pints® (3.5"x 3.5") 25 to a box

TOLL FREE: 800-248-8424 LOCAL: 706-543-0145 FAX: 706-369-9844
email: sales@classic-groundcovers.com web: www.classic-groundcovers.com (see pg 1)

QUANTITY DISCOUNT ON ANY SINGLE ITEM:

5% OFF on orders of 1,000 or more	7% OFF on orders of 2,500 or more	10% OFF on orders of 5,000 or more	15% OFF on orders of 10,000 or more
--	--	---	--

This discount may not apply to items of limited supply.

HYPERICUM (St. John's-wort)

calycinum (Aaron's Beard)

Zones 5-9 ○● (prefers part shade Zone 7-9)

Semi-evergreen ground cover, spreading by stolons. Leaves are green to blue-green 3" x 1" elongated leaves. Blooms yellow in early Summer, 2"-3" in diameter. Cut back late Winter/early Spring to remove brown leaves when winterburned. Recommended for moderate to large areas. Not appropriate for small gardens. Prefers well-drained soil with average watering. Mature height 12"-18", spread 24".

Classic Pint® (250+) \$1.78 (25-249) \$1.88 (1-24) \$2.28



IBERIS

sempervirens (Candytuft)

Zones 3-9 ○●

Evergreen. Narrow, dark green leaves are 1"-1 1/2" long and 1/4" wide. Clusters of brilliant white flowers cover the top of the plant in late Spring into early Summer. Prune the flowers just as they are failing to maintain a lush habit and possibly another bloom cycle. Prefers average watering with well-drained soil. Will tolerate drought once established. Adapts to various soil types with good drainage. The compact habit makes it perfect for borders and edging. Mature height 6"-12", spread 12"-24".

Classic Pint® (250+) \$1.68 (25-249) \$1.78 (1-24) \$2.18



IRIS

siberica 'Caesar's Brother' (Siberian Iris)

Zones 3-9 ○●

Dormant. Leaves are sword shaped and erect, maintaining a rich green color into the Fall. Blooms purple early Summer. Tolerates a wide range of soil conditions, including poor, dry soils. Grows best in average, moist soil. Use for borders, mass plantings, erosion control and as a waterside or bog plant. Divide when blooms are sparse or every 3-4 years. Mature height 3'-4', spread 2 1/2'-3'.

Bare Root (100+) \$1.48 (25-99) \$1.58 (1-24) \$1.98



JUNIPERUS

Photos courtesy Dr. Michael Dirr.

conferta 'Blue Pacific' (Blue Pacific Juniper)

Zones 5-9 ○

Evergreen conifer, Aromatic, blue green, 1/2" needle-like leaves densely cover branches that spread 4'-6' wide. Makes a good ground cover for Full Sun slopes. It needs well-drained soil with average to medium moisture while getting established. Drought tolerant once established. Thrives in sandy soil and will tolerate sea salt. Adjusts to most any soil type as long as it has good drainage. Birds are attracted to the bluish cone-like berries in the Fall. Mature height 12", spread 4'-6'.

Classic Pint® (250+) \$2.28 (25-249) \$2.38 (1-24) \$2.78



horizontalis 'Wiltonii' (Blue Rug Juniper)

Zones 3-9 ○

Evergreen conifer. Silver-blue, 1/2" needle-like leaves densely cover branches that spread 5'-6' wide. Takes on a purplish tinge in the Winter. Makes a good ground cover for Full Sun slopes. Needs well-drained soil with average to medium moisture while getting established. Drought tolerant once established. Thrives in sandy soil and very tolerant of sea salt and wind. Adjusts to most any soil type as long as it has good drainage. Birds are attracted to the bluish berry-like cone in the Fall. Great in rock gardens or spilling over walls. Mature height 4"-6", spread 6'-8'.

Classic Pint® (250+) \$2.28 (25-249) \$2.38 (1-24) \$2.78



Juniper cont.

procumbens 'Nana' (Dwarf Japanese Garden Juniper)

Zones 4-9 ○

Evergreen conifer. Blue-green foliage— $\frac{1}{4}$ " needle-like leaves densely cover branches that spread 4'-5' wide. Takes on a purplish tinge in the Winter. Makes a good ground cover for Full Sun slopes. It needs well-drained soil with average to medium moisture while getting established. Drought tolerant once established. Adjusts to most any soil type as long as it has good drainage. Birds are attracted to the bluish berry-like cone in the Fall. Use in rock gardens, as ground cover or for mass plantings. Mature height 6" (with time to 12" as it mounds upon itself), spread 4'-5'.

Classic Pint® (250+) **\$3.08** (25-249) **\$3.18** (1-24) **\$3.58**



LAMIASTRUM

galeobdolon 'Variegatum' (Yellow Archangel)

Zones 4-9 ●●

Perennial that ranges from evergreen in the Southern zones to dormant in the Northern zones. It has silver variegated leaves that are oval to nearly round and 2" long. Blooms yellow in the Spring. Prefers regular watering, but will tolerate periodic dry soil. Roots at nodes as it creeps. Spreads aggressively when grown in optimum conditions. Part Shade to Shade. Foliage brightens shady areas. Spreads quickly. Prune as needed. Mature height 12"-18".

Classic Pint® (250+) **\$1.78** (25-249) **\$1.88** (1-24) **\$2.28**



LANTANA

'New Gold'

Zones 7-9 ○●

Dormant. An impressive display of golden yellow blooms from late Spring through Fall. Dramatic mounding habit with aromatic foliage. Semi-hardy in Zone 7 where it should be considered an annual. May come back in protected areas. Do not cut old growth back until the new growth starts to emerge. Premature pruning reduces the risk of it coming back in the Spring. Perfect for hot, dry locations. Great plant for a butterfly garden. Mature height 12"-18".

Classic Pint® (250+) **\$1.68** (25-249) **\$1.78** (1-24) **\$2.18**



LAURENTIA

fluviatilis (Blue Star Creeper)

Zones 5/6-10 ○●

Semi-evergreen perennial with tiny green foliage that produces a dense, low mat. Spreads aggressively by above and below ground rhizomes. Needs consistent moisture, especially in the Summer. Blooms blue Spring through Summer. Tolerates heavy foot traffic (3-4 times daily). Mature height 2"-6".

Classic Pint® (250+) **\$1.68** (25-249) **\$1.78** (1-24) **\$2.18**



QUANTITY DISCOUNT ON ANY SINGLE ITEM:

5% OFF	7% OFF	10% OFF	15% OFF
on orders of 1,000 or more	on orders of 2,500 or more	on orders of 5,000 or more	on orders of 10,000 or more

This discount may not apply to items of limited supply.

2.5" Pots 54 to a box • 3.25" Pots 35 to a box • Classic Pints® (3.5"x 3.5") 25 to a box

TOLL FREE: 800-248-8424 LOCAL: 706-543-0145 FAX: 706-369-9844
email: sales@classic-groundcovers.com web: www.classic-groundcovers.com (see pg 1)

LIRIOPE

muscari 'Big Blue'

Zones 5/6-10 ○●●

Evergreen, cut back late Winter. The standard of green Liriope. Narrow, $\frac{1}{4}$ " wide, green leaf blades. Lavender flower spikes mid-Summer followed by near black berries. Spreads by short rhizomes, but more contained than spicata. Good choice for erosion control on banks, slopes and large bed plantings. Can be used for borders and edging if kept in check. (See all other varieties of muscari that stay in clump form for use as borders or in mixed beds with less maintenance.) Moderately salt tolerant. Mature height 12"-15", spread 12"-24".

Classic Pint® (250+) **\$1.28** (25-249) **\$1.38** (1-24) **\$1.78**

2.5" Pot (108+) **\$.98** (54-107) **\$1.08** (1-53) **\$1.48**

Bare Root (250+) **\$.48** (50-249) **\$.58** (1-49) **\$.98**



muscari 'Classic Blue' (A.K.A. 'Ingwersen') Wilbur's Choice - All Star Liriope

Zones 6-10 ○●●

- Stands up in Winter months
- Holds up well in full sun
- Profuse show of beautiful, tall, lavender blooms mid-Summer
- Stays in clump form-no rhizomes
- Drought tolerant

Evergreen, cut back late Winter. Has $\frac{1}{2}$ " wide, green leaf blades. Perfect for borders, edging and mixed beds. Use for erosion control on banks, slopes, large bed plantings and in woodland gardens. Moderately salt tolerant. Mature height 12"-15", spread 12"-18".

Classic Pint® (250+) **\$1.28** (25-249) **\$1.38** (1-24) **\$1.78**

2.5" Pot (108+) **\$.98** (54-107) **\$1.08** (1-53) **\$1.48**



muscari 'Christmas Tree' (Monroe's #2)

Zones 6-10 ○●●

Evergreen, cut back late Winter. Has $\frac{1}{2}$ " wide, green leaf blades. Lavender flower spikes like Christmas trees mid-Summer followed by near black berries. Stays in clump form-no rhizomes. Perfect for borders, edging and mixed beds. Also used for erosion control on banks, slopes, large bed plantings and in woodland gardens. This variety of Liriope requires Shade. Moderately salt tolerant. Mature height 12"-15", spread 12"-18".

Bare Root (250+) **\$.78** (50-249) **\$.88** (1-49) **\$1.28**



muscari 'Densiflora'

Zones 6-10 ○●●

Evergreen, cut back late Winter. Has $\frac{1}{2}$ " wide, green leaf blades. Lavender flower spikes mid-Summer, but grown more for its foliage qualities. Stays in clump form-no rhizomes. Perfect for borders, edging and mixed beds. Also used for erosion control on banks, slopes, large bed plantings and in woodland gardens. Moderately salt tolerate. Mature height 12"-18", spread 12"-18".

Bare Root (250+) **\$.38** (50-249) **\$.48** (1-49) **\$.88**



QUANTITY DISCOUNT ON ANY SINGLE ITEM:

5% OFF	7% OFF	10% OFF	15% OFF
on orders of 1,000 or more	on orders of 2,500 or more	on orders of 5,000 or more	on orders of 10,000 or more

This discount may not apply to items of limited supply.

2.5" Pots 54 to a box • 3.25" Pots 35 to a box • Classic Pints® (3.5"x 3.5") 25 to a box

TOLL FREE: 800-248-8424 LOCAL: 706-543-0145 FAX: 706-369-9844
email: sales@classic-groundcovers.com web: www.classic-groundcovers.com (see pg 1)

Liriope cont.

muscari 'Emerald Goddess' (PP15471)

Zones 6-10 ○●●

Evergreen, cut back late Winter. The tallest Liriope we grow. Substitute for Evergreen Giant. Does not have crown rot issues. Has $\frac{1}{2}$ " wide, dark green leaf blades to a height of 20". Lavender flower spikes mid-Summer. Stays in clump form—no rhizomes. Perfect for borders, edging and mixed beds. Also used for erosion control on banks, slopes, large bed plantings and in woodland gardens. Moderately salt tolerate. Mature height 16"-20", spread 12"-15".

Classic Pint® (250+) **\$2.28** (25-249) **\$2.38** (1-24) **\$2.88**



muscari 'Gold Band'

Zones 5/6-11 ○●●

Evergreen, cut back late Winter. Has $\frac{3}{4}$ " wide, variegated leaf blades, green with gold borders. Variegation is best in Part Sun and more pronounced in Spring. Dense, lavender flower spikes mid-Summer followed by near black berries. Stays in clump form—no rhizomes. Perfect for borders, edging and mixed beds. Use for erosion control on banks, slopes, large bed plantings and in woodland gardens. Beautiful specimen plant as well. Moderately salt tolerant. Mature height 12"-18", spread 12"-18".

Classic Pint® (250+) **\$1.98** (25-249) **\$2.08** (1-24) **\$2.48**



muscari 'John Burch'

Zones 5/6-11 ○●●

Evergreen, cut back late Winter. Has $\frac{1}{2}$ " wide, variegated leaf blades, green with yellowish-white margins. Dense, lavender, cox-comb shaped, flower spikes mid-Summer. Stays in clump form—no rhizomes. Perfect for borders, edging and mixed beds. Use for erosion control on banks, slopes, large bed plantings and in woodland gardens. Moderately salt tolerant. Mature height 12"-15", spread 12"-18".

Classic Pint® (250+) **\$1.58** (25-249) **\$1.68** (1-24) **\$2.08**

Bare Root (250+) **\$0.58** (50-249) **\$0.68** (1-49) **\$1.08**



muscari 'Majestic'

Zones 5/6-10 ○●●

Evergreen, cut back late Winter. Has $\frac{1}{2}$ " wide, leaf blades. Dense, lavender, cox-comb shaped, flower spikes mid-Summer. Stays in clump form—no rhizomes. Perfect for borders, edging and mixed beds. Use for erosion control on banks, slopes, large bed plantings and in woodland gardens. Moderately salt tolerant. Mature height 12"-15", spread 12"-18".

Classic Pint® (250+) **\$1.38** (25-249) **\$1.48** (1-24) **\$1.88**



muscari 'Monroe's White' (Monroe's #1)

Zones 5/6-10 ●

Evergreen, cut back late Winter. Has $\frac{1}{2}$ " wide, dark green leaf blades. Dense, white flower spikes mid-Summer. Stays in clump form—no rhizomes. Perfect for borders, edging and mixed beds. Use for erosion control on banks, slopes, large bed plantings and in woodland gardens. Requires Shade. Moderately salt tolerant. Mature height 12"-15", spread 12"-18".

Classic Pint® (250+) **\$1.98** (25-249) **\$2.08** (1-24) **\$2.48**

Bare Root (250+) **\$0.78** (50-249) **\$0.88** (1-49) **\$1.28**



2.5" Pots 54 to a box • 3.25" Pots 35 to a box • Classic Pints® (3.5"x 3.5") 25 to a box

TOLL FREE: 800-248-8424 LOCAL: 706-543-0145 FAX: 706-369-9844
email: sales@classic-groundcovers.com web: www.classic-groundcovers.com (see pg 1)

Liriope cont.

muscari 'Royal Purple'

Zones 5/6-10 ○●●●

Evergreen, cut back late Winter. Has $\frac{1}{2}$ " wide, green leaf blades. Dense, deep purple flower spikes mid-Summer. Stays in clump form—no rhizomes. Perfect for borders, edging and mixed beds. Also used for erosion control on banks, slopes, large bed plantings and in woodland gardens. Moderately salt tolerant. Mature height 12"-15", spread 12"-18".

Classic Pint® (250+) **\$1.38** (25-249) **\$1.48** (1-24) **\$1.88**

Bare Root (250+) **\$.68** (50-249) **\$.78** (1-49) **\$1.18**



muscari 'Silver Midget'

Zones 5/6-10 ○●●●

Evergreen, cut back late Winter. Has $\frac{1}{2}$ " wide, variegated leaf blades, green with yellowish to white, irregular margins. Dense, lavender, cox-comb shaped, flower spikes mid-Summer. Stays in clump form—no rhizomes. Perfect for borders, edging and mixed beds. Also used for erosion control on banks, slopes, large bed plantings and in woodland gardens. Shorter than other Liriope, makes a good low border or edging. Moderately salt tolerant. Mature height 10"-12", spread 12"-18".

Bare Root (250+) **\$.78** (50-249) **\$.88** (1-49) **\$1.28**



muscari 'Variegata'

Zones 5/6-11 ○●●●

Evergreen, cut back late Winter. Has $\frac{1}{2}$ " wide, variegated leaf blades, green with yellowish to white margins. Lavender flower spikes mid-Summer. Stays in clump form—no rhizomes. Perfect for borders, edging and mixed beds. Also used for erosion control on banks, slopes, large bed plantings and in woodland gardens. Moderately salt tolerant. Mature height 12"-15", spread 12"-18".

Classic Pint® (250+) **\$1.48** (25-249) **\$1.58** (1-24) **\$1.98**

2.5" Pot (108+) **\$1.18** (54-107) **\$1.28** (1-53) **\$1.68**



spicata (Creeping Lily Turf)

Zones 4/5-10 ○●●●

Evergreen, cut back late Winter. Has narrow $\frac{1}{4}$ " wide, green leaf blades. Blooms with pale lavender to near white flower spikes mid-Summer. Spreads rapidly by underground rhizomes—should be planted in controlled areas. Perfect for erosion control on banks, slopes, and contained large bed plantings. Not recommended for borders or mixed beds. Moderately salt tolerant. Mature height 12"-15", spread 12"-24".

Classic Pint® (250+) **\$1.28** (25-249) **\$1.38** (1-24) **\$1.78**

2.5" Pot (108+) **\$.98** (54-107) **\$1.08** (1-53) **\$1.48**

Bare Root (250+) **\$.48** (50-249) **\$.58** (1-49) **\$.98**



QUANTITY DISCOUNT ON ANY SINGLE ITEM:

5% OFF	7% OFF	10% OFF	15% OFF
on orders of 1,000 or more	on orders of 2,500 or more	on orders of 5,000 or more	on orders of 10,000 or more

This discount may not apply to items of limited supply.

2.5" Pots 54 to a box • 3.25" Pots 35 to a box • Classic Pints® (3.5"x 3.5") 25 to a box

TOLL FREE: 800-248-8424 LOCAL: 706-543-0145 FAX: 706-369-9844
email: sales@classic-groundcovers.com web: www.classic-groundcovers.com (see pg 1)

LYSIMACHIA

nummularia 'Aurea' (Golden Creeping Jenny)

Zones 3-9 ○●●

Perennial with visually striking foliage. Has small, round, $\frac{3}{4}$ " leaves that are a brilliant yellow when grown in full Sun. Grown in Shade, the leaves will be lime green or chartreuse. Covered with cup shaped, yellow blooms early Summer. Dense mat-forming habit. Spreads aggressively, rooting along nodes, making for good ground cover. Needs adequate moisture, especially in the Summer. Thrives in moist to wet areas where other ground covers cannot. Good choice around ponds, streams and waterfalls and cascades nicely over rocks and walls. Mature height 2"-6".

Classic Pint® (250+) \$1.68 (25-249) \$1.78 (1-24) \$2.18




MAZUS

reptans (Blue Mazus)

Zones 5/6-8 ○● (prefers afternoon shade in the South)

Semi-evergreen to dormant. Foliage is light green, oval shaped up to 2" in length. Roots as it creeps providing fast coverage. Prefers consistent moisture, but not wet feet. Ok to dry out for short periods, but it is not drought tolerant. Blooms lavender in the Spring/early Summer. Tolerates light-medium foot traffic making it a good choice between stepping stones and as a ground cover. Fast spreading. Mature height 2"-3", spread 12"-18".

Classic Pint® (250+) \$1.68 (25-249) \$1.78 (1-24) \$2.18



reptans 'Alba' (White Mazus)

Zones 5/6-8 ○● (prefers afternoon shade in the South)

Semi-evergreen to dormant. Foliage is light green, oval shaped up to 2" in length. Roots as it creeps providing fast coverage. Prefers consistent moisture, but not wet feet. Ok to dry out for short periods, but it is not drought tolerant. Blooms white in the Spring/early Summer. Tolerates light-medium foot traffic making it a good choice between stepping stones and as a ground cover. Fast spreading. Mature height 2"-3", spread 12"-18".

Classic Pint® (250+) \$1.68 (25-249) \$1.78 (1-24) \$2.18



NEPETA x faassenii (Catmint)

'Blue Wonder'

Zones 3-9 ○●

The foliage is grey-green, 1"-2" long, scalloped and fragrant. Covered in sprays of 6" tall, dark blue-purple flower spikes beginning late Spring and into the Fall. Promote late Summer/Fall blooms by cutting back mid-Summer when blooms begin to fade. Cut back old foliage late Winter. Prefers sunny locations with dry to average moisture conditions and will tolerate humidity. Will benefit from a little afternoon Shade in the most Southern zones. Prefers full sun in the Northern zones. Mature height 12"-15", spread 18".

Classic Pint® (250+) \$1.68 (25-249) \$1.78 (1-24) \$2.18




'Walker's Low'

Zones 4-8 ○●

The foliage is grey-green, 1"-2" long, scalloped and fragrant. Covered in sprays of 6" tall, pale lilac to deep violet flower spikes beginning late Spring and into the Fall. Promote late Summer/Fall blooms by cutting back mid-Summer when blooms begin to fade. Cut back old foliage late Winter. Prefers sunny locations with dry to average moisture conditions and will tolerate humidity. Will benefit from a little afternoon Shade in the most Southern zones. Prefers full sun in the Northern zones. Mature height 24"-30", spread 24".

Classic Pint® (250+) \$1.68 (25-249) \$1.78 (1-24) \$2.18



OPHIOPOGON

japonicus (Mondo Grass)

Zones 6-10 ○●● (Part Shade to Shade - Zones 7-10)

Evergreen ground cover with dark green, $\frac{1}{8}$ " wide leaf blades. Insignificant white flowers in the Summer lead to bright blue berries in the Fall. Spreads rapidly by underground stolons—should be planted in controlled areas. Perfect for erosion control on banks, slopes and contained large bed plantings. Not recommended for mixed beds. Mature height 6"-8".

Classic Pint® (250+) **\$1.28** (25-249) **\$1.38** (1-24) **\$1.78**

2.5" Pot (108+) **\$0.98** (54-107) **\$1.08** (1-53) **\$1.48**

Bare Root (250+) **\$0.48** (50-249) **\$0.58** (1-49) **\$0.98**



japonicus 'Nana' (Dwarf Mondo Grass)

Zones 6-10 ○●● (Part Shade to Shade - Zones 7-10)

Evergreen ground cover with dark green, $\frac{1}{8}$ " wide leaf blades. Spreads slowly by short underground stolons. Insignificant white flowers in the Summer lead to bright blue berries in the Fall. The slow spread and short nature make it a good choice for planting between stepping stones and in smaller areas around patios and courtyards. Mature height 2"-3".

3.25" Pot (250+) **\$1.48** (25-249) **\$1.58** (1-24) **\$1.98**

2.5" Pot (108+) **\$1.08** (54-107) **\$1.18** (1-53) **\$1.58**

Bare Root (250+) **\$0.48** (50-249) **\$0.58** (1-49) **\$0.98**



planiscapus 'Arabicus' (Black Mondo Grass)

Zones 5/6-10 ○●● (Part Shade to Shade - Zones 7-10)

Evergreen ground cover with near black, $\frac{1}{4}$ " wide leaf blades. Spreads very slowly by underground stolons. Flowers are lavender in the Summer with bright blue berries that follow in the Fall. Good accent or contrast plant. Mature height 6"-8".

Classic Pint® (250+) **\$6.08** (25-249) **\$6.18** (1-24) **\$6.58**



PACHYSANDRA (Japanese Spurge)

terminalis (Green Pachysandra)

Zones 4-9 ● (Morning sun ok in Northern Zones)

Evergreen ground cover spreading quickly by underground rhizomes. Rich green, $1\frac{1}{2}$ "-4" leaves are veined and lightly toothed at the ends. Small, 1"-2", white flower spikes, late Spring. Prefers well-drained, organically rich, loamy soil. Needs Shade in the South. Mature height 8"-10".

Classic Pint® (250+) **\$1.38** (25-249) **\$1.48** (1-24) **\$1.88**

2.5" Pot (108+) **\$1.08** (54-107) **\$1.18** (1-53) **\$1.58**

Bare Root (250+) **\$0.48** (50-249) **\$0.58** (1-49) **\$0.98**



QUANTITY DISCOUNT ON ANY SINGLE ITEM:

5% OFF	7% OFF	10% OFF	15% OFF
on orders of 1,000 or more	on orders of 2,500 or more	on orders of 5,000 or more	on orders of 10,000 or more

This discount may not apply to items of limited supply.

2.5" Pots 54 to a box • 3.25" Pots 35 to a box • Classic Pints® (3.5"x3.5") 25 to a box

TOLL FREE: 800-248-8424 LOCAL: 706-543-0145 FAX: 706-369-9844
email: sales@classic-groundcovers.com web: www.classic-groundcovers.com (see pg 1)

Pachysandra cont.

terminalis 'Green Sheen' (Green Sheen Pachysandra)

Zones 4-9 ● (Morning sun ok in Northern Zones)

Evergreen ground cover spreading quickly by underground rhizomes. Glossy, dark green, 1¹/₂"-4" leaves are veined and lightly toothed at the ends. Small, 1"-2", white flower spikes, late Spring. Prefers well-drained, organically rich, loamy soil. Needs Shade in the South. Mature height 8"-10".

2.5" Pot (108+) **\$1.28** (54-107) **\$1.38** (1-53) **\$1.78**

Bare Root (250+) **\$.78** (50-249) **\$.88** (1-49) **\$1.28**



terminalis 'Silver Edge' (Variegated Pachysandra)

Zones 4-9 ● (Morning sun ok in Northern Zones)

Evergreen ground cover spreading by underground rhizomes. Spreads at a lower rate than the species. Has white edged leaves. Small, 1"-2", white flower spikes, late Spring. Prefers well-drained, organically rich, loamy soil. Mature height 6"-8".

Bare Root (250+) **\$.78** (50-249) **\$.88** (1-49) **\$1.28**



PARTHENOCISSUS

quinquefolia (Virginia Creeper, Woodbine)

Zones 3-9 ○● (Tolerates Shade)

Deciduous, creeping vine that makes a dense ground cover. Native to Eastern U.S. Spreads indefinitely. Leaves consist of five, 2⁻¹/₂" x 6" leaflets emerging reddish turning green at maturity. Foliage is an outstanding crimson red in the Fall. Climbs aggressively 30'-50' with its adhesive tendrils. Birds are attracted to the blackish blue berries that follow the insignificant blooms of late Spring. Recommended for erosion control and naturalizing. Mature prostrate height is 6"-8".

Classic Pint® (250+) **\$2.88** (25-249) **\$2.98** (1-24) **\$3.38**



tricuspidata (Boston Ivy)

Zones 4-8 ○● (Tolerates Shade)

Deciduous, creeping vine. Not native to U.S. Spreads indefinitely. Immature foliage emerges with 3 leaflets maturing to a full 4"-8" wide, glossy, dark green leaf with 3 lobes. Foliage is an outstanding deep red in the Fall. Climbs aggressively 30'-50' with its adhesive tendrils. Birds are attracted to the blackish blue berries that follow the insignificant blooms of late Spring. Recommended for erosion control and naturalizing. Mature prostrate height 6"-8".

Classic Pint® (250+) **\$2.88** (25-249) **\$2.98** (1-24) **\$3.38**



QUANTITY DISCOUNT ON ANY SINGLE ITEM:

5% OFF	7% OFF	10% OFF	15% OFF
on orders of 1,000 or more	on orders of 2,500 or more	on orders of 5,000 or more	on orders of 10,000 or more

This discount may not apply to items of limited supply.

2.5" Pots 54 to a box • 3.25" Pots 35 to a box • Classic Pints® (3.5"x 3.5") 25 to a box

TOLL FREE: 800-248-8424 LOCAL: 706-543-0145 FAX: 706-369-9844
email: sales@classic-groundcovers.com web: www.classic-groundcovers.com (see pg 1)

PHLOX

subulata (Thrift, Creeping Phlox)

Zones 3-9 ○

Evergreen, low-growing carpet-like spreader with mossy appearance. Leaves linear and sharply pointed. Foliage is covered with flowers for 2-4 weeks in Spring. Prune after blooming to keep it low and neat. Adapts to wide range of soil conditions. Tolerates drought once established. Recommended in small and large plantings as ground cover, for erosion control, slopes and borders. Works well in rock gardens and creeping over retaining walls. Mature height 4"-6".

'Emerald Blue' - Blue-lavender flowers (top left photo)

'Candy Stripe' - Pink and white flowers (top center photo)

'Drummond's Pink' - Rich pink flowers (top right photo)






'Purple Beauty' - Purple flowers (bottom left photo)

'Red Wings' - Red flowers (bottom center photo)

'Snowflake' - White flowers (bottom right photo)

Classic Pint® (250+) **\$1.68** (25-249) **\$1.78** (1-24) **\$2.18**

Prices are per variety.



RUBUS

calycinoides (Creeping Raspberry)

Zone 6-10 ○●

Evergreen in Southern zones, semi-evergreen in Zones 6-7. Provides textural interest in the landscape with its dark green, puckered, 1 1/2" leaves. Leaves may turn burgundy red in the Winter. Not grown for its fruit, it has insignificant white flowers in late Spring followed by an insignificant production of small, yellow-orange berries. Makes a good trailing ground cover in hot, dry areas with ample watering and well-drained soil. Mature height 2".

Classic Pint® (250+) **\$1.68** (25-249) **\$1.78** (1-24) **\$2.18**



RUDBECKIA

fulgida 'Goldsturm' (Black Eyed Susan)

Zone 3-9 ○●

Perennial. Prefers full sun, but will grow in light shade. Spreads with a rhizomatous and clumping habit. Will grow in average, well-drained soil. Prefers dry to average moisture. The golden yellow blooms with black cone centers begin in Summer and last into Fall. A good choice for a bold impact in hot, full sun areas. Mature height 24", spread 12"-24".

Classic Pint® (250+) **\$1.68** (25-249) **\$1.78** (1-24) **\$2.18**



THYMUS (Limited Availability in Summer/Fall)

serpyllum 'Elfin' (Elfin Thyme)

Zones 4-8 ○●

Evergreen ornamental herb. Tiny, grey-green leaves. Tolerates dry conditions once established. Best with average water and well-drained soil, even rocky, sandy, poor soil. Will cascade over walls and grows well between stones. Blooms lavender early Summer. Will tolerate light foot traffic, making it a good choice between stepping stones. Cut back first of Spring and trim lightly after blooming to keep it neat and to remove woody stems. Mature height 1"-2", spread 12"-18".

Classic Pint® (250+) **\$1.78** (25-249) **\$1.88** (1-24) **\$2.28**




Thymus cont.

serpyllum 'Pink Chintz' (Pink Chintz Thyme)

Zones 4-8 ○●●

Evergreen ornamental herb. Fuzzy, dark green leaves. Tolerates dry conditions once established. Best with average water and well-drained soil, even rocky, sandy, poor soil. Will cascade over walls and grows well between stones. Blooms pink early Spring. Will tolerate light foot traffic, making it a good choice between stepping stones. Cut back first of Spring and trim lightly after blooming to keep it neat and to remove woody stems. Mature height 1"-2", spread 12"-18".

Classic Pint® (250+) **\$1.78** (25-249) **\$1.88** (1-24) **\$2.28**



TRACHELOSPERMUM

asiaticum (Asiatic Jasmine)

Zones 7-10 ○●●

Evergreen-may winterburn in Zone 7 in exposed areas. Trailing vine with 1"-2", dark green leaves. Recommended as a ground cover for hard to cover areas. Must be forced to climb. White, fragrant flowers in Spring when climbing. Blooms very little, if at all, when grown as a ground cover. Prefers regular watering and rich loamy soil. Good for erosion control. Prune early Spring to maintain neat appearance. Mature height 6"-24".

3.25" Pot (250+) **\$1.28** (25-249) **\$1.38** (1-24) **\$1.78**

2.5" Pot (108+) **\$.98** (54-107) **\$1.08** (1-53) **\$1.48**

Bare Root (250+) **\$.48** (50-249) **\$.58** (1-49) **\$.98**




VERBENA

'Homestead Purple'

Zones 6-10 ○

Dormant. Showy perennial flowering from May through October with rich-purple blooms covering the plant. The dark green foliage creeps and covers quickly. Prefers regular watering with well-drained soil with good air circulation. Too much moisture and overcrowding can dampen its vigor. Can behave more like an annual or bi-annual when conditions are not right. Will tolerate periods of drought, but prefers a good weekly watering for optimum performance and long term vigor. Prune anytime during the growing season. Once it is dormant, wait for Spring growth to appear before pruning hard. Mature height 12"-18", spread 24"-36".

Classic Pint® (250+) **\$1.68** (25-249) **\$1.78** (1-24) **\$2.18**



VERONICA (Speedwell)

'Georgia Blue'

Zones 4-9 ○●●

Evergreen. The small, dark green leaves have a hue of purple through the Summer and turn bronzy-purple in the Winter. Has a showy flower display early Spring lasting 4+ weeks. Flowers are blue with a white eye. Creeps and covers quickly and once established it is drought resistant. A good ground cover and can be used for slopes, borders/beds, rock gardens, edging walls, and containers. Mature height 4"-6" spread 18"-24".

Classic Pint® (250+) **\$1.78** (25-249) **\$1.88** (1-24) **\$2.28**



QUANTITY DISCOUNT ON ANY SINGLE ITEM:

5% OFF
on orders of
1,000 or more

7% OFF
on orders of
2,500 or more

10% OFF
on orders of
5,000 or more

15% OFF
on orders of
10,000 or more

This discount may not apply to items of limited supply.

2.5" Pots 54 to a box • 3.25" Pots 35 to a box • Classic Pints® (3.5"x3.5") 25 to a box

TOLL FREE: 800-248-8424 LOCAL: 706-543-0145 FAX: 706-369-9844
email: sales@classic-groundcovers.com web: www.classic-groundcovers.com (see pg 1)

VINCA

major (Big Leaf Periwinkle)

Zones 6-9 ○●● (Prefers Part Shade to Shade in Southern zones)

Evergreen, trailing ground cover in Southern zones. Semi-evergreen in the Northern zones. Leaves are dark green, 1" x 1 1/2"-3". Lilac-blue, 1"-2" flowers early Spring. Spreads quickly. Prefers regular watering and well-drained soil. Will tolerate dry soil once established. Needs regular watering in Full Sun. Suitable for ground cover, erosion control and heavy shade. Also used in container gardens. Will block out weed growth. Mature height 6"-18".

Classic Pint® (250+) **\$1.48** (25-249) **\$1.58** (1-24) **\$1.98**



major Variegata (Variegated Big Leaf Periwinkle)

Zones 6-9 ○●●

Evergreen, trailing ground cover in Southern zones. Semi-evergreen in the Northern zones. Leaves are variegated green and white, 1" x 1 1/2"-3". Lilac-blue, 1"-2" flowers early Spring. Prefers regular watering and well-drained soil. Will tolerate dry soil once established. Needs regular watering in Full Sun. Suitable for ground cover, erosion control and heavy shade. Also used in container gardens. Will block out weed growth. Mature height 6"-18".

Classic Pint® (250+) **\$1.68** (25-249) **\$1.78** (1-24) **\$2.18**



minor (Periwinkle, Traditional Vinca)

Zone 4-8 ●● (prefers Shade in Zones 7-8, tolerates Sun in Zones 4-6)

Classic evergreen ground cover for Shade. A trailing vine that spreads quickly once established. Prefers regular watering with well-drained, fertile, loamy soil. Will tolerate an occasional drought once mature. Shiny green, 1-2" x 1 1/2" leaf. Blooms are 1/2", periwinkle blue in the Spring. May bloom sparsely in Summer and Fall. Road salt tolerant. Mature height 4"-6".

Classic Pint® (250+) **\$1.38** (25-249) **\$1.48** (1-24) **\$1.88**

2.5" Pot (108+) **\$1.08** (54-107) **\$1.18** (1-53) **\$1.58**

Bare Root (250+) **\$0.58** 50-249 **\$0.68** (1-49) **\$1.08**

