







# Stainless Steel Hardscape Light



The **NewLite Stainless Steel Hardscape Light** is designed to be recessed into pavers, stone, decks or any other hardscape outdoor surface. The 1 watt light is sealed within a stainless body allowing for the harshest outdoor elements. Lights can be surface mounted in a 1.5" cored hole or recessed in a 2" cored hole for heavy snow areas where shovels, blowers or plows may be used.

## Product Features

-  IP67 Engineered Waterproof Hardscape Light
-  Designed to flush mount to most flat hard surfaces
-  #316 Stainless Steel Body designed for outdoor use
-  Environmentally friendly - no mercury and no lead
-  High Impact Glass Lens (**Clear 10° / Frosted 45° only**)
-  Now Available in Black Powder Coated Finish

**NEW** Smaller Body Design  
Brighter Light Output

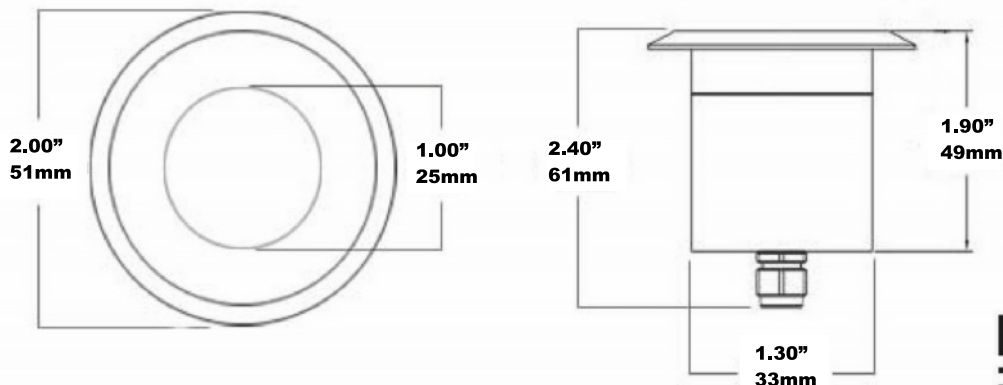
## Product Specifications

- Operating Voltage: 8-18 VAC/DC
- Light Source: 1pc LED
- Power Consumption: 1 W / 100 Lumen Output
- Color Temperature: Warm White 3000 Kelvin
- Beam Spreads (2): 10 and 45 Degrees
- Recesses in most hard surfaces (1.5" Core)
- Input Current: 350mA
- Color Rendering Index CRI: 81
- 50,000 Hour Lamp Life
- Approval: CE/RoHS
- Warranty: 5 year replacement



Now Available in  
Black Powder  
Coat Finish

Part Number: **NLSS** - XX (10 or 45) designated by desired beam angle



All specifications are subject to change without notice

Info@NewLiteLED.com ▪ (916) 668-0639 ▪ (916) 520-3830 fax

